



**USAID** | **GHANA**  
FROM THE AMERICAN PEOPLE

# SUSTAINABLE FISHERIES MANAGEMENT PROJECT (SFMP)

## Progress Report



JANUARY 1 - MARCH 31, 2018

THE  
UNIVERSITY  
OF RHODE ISLAND  
GRADUATE SCHOOL  
OF OCEANOGRAPHY



**Hen Mpoano**



Friends of the Nation

**SNV** SMART  
DEVELOPMENT  
WORKS

**resonance**



Development  
Action Association

This publication is available electronically in the following locations:

*The Coastal Resources Center*

[http://www.crc.uri.edu/projects\\_page/ghanasfmp/](http://www.crc.uri.edu/projects_page/ghanasfmp/)

*Ghanalinks.org*

<https://ghanalinks.org/elibrary> search term: SFMP

*USAID Development Clearing House*

<https://dec.usaid.gov/dec/content/search.aspx> search term: Ghana SFMP

**For more information** on the Ghana Sustainable Fisheries Management Project, contact:

USAID/Ghana Sustainable Fisheries Management Project

Coastal Resources Center

Graduate School of Oceanography

University of Rhode Island

220 South Ferry Rd.

Narragansett, RI 02882 USA

Tel: 401-874-6224 Fax: 401-874-6920

Email: [info@crc.uri.edu](mailto:info@crc.uri.edu)

**Citation:** Coastal Resources Center. (2018). Progress Report. January 1 to March 31, 2018. USAID/Ghana Sustainable Fisheries Management Project. Narragansett, RI: Coastal Resources Center, Graduate School of Oceanography, University of Rhode Island. GH2014\_PGM196\_CRC. 65 pp.

**Authority/Disclaimer:**

Prepared for USAID/Ghana under Cooperative Agreement (AID-641-A-15-00001), awarded on October 22, 2014 to the University of Rhode Island, and entitled the USAID/Ghana Sustainable Fisheries Management Project (SFMP).

This document is made possible by the support of the American People through the United States Agency for International Development (USAID). The views expressed and opinions contained in this report are those of the SFMP team and are not intended as statements of policy of either USAID or the cooperating organizations. As such, the contents of this report are the sole responsibility of the SFMP team and do not necessarily reflect the views of USAID or the United States Government.

**Cover photo:** USAID Mission Director, Sharon Cromer, inspects an oyster cluster with women from the Densu Estuary Women's Oyster Pickers Association (DOPA). Working with SFMP, the women's association is demonstrating how co-management works to increase harvests of oysters in the Densu estuary. (CREDIT: CRC/URI)

**Detailed Partner Contact Information:  
USAID/Ghana Sustainable Fisheries Management Project (SFMP)  
10 Obodai St., Mempeasem, East Legon, Accra, Ghana**

Maurice Knight	Chief of Party	Email: maurice@crcuri.org
Kofi Agbogah	Senior Fisheries Advisor	Email: kagbogah@henmpoano.org
Nii Odenkey Abbey	Communications Specialist	Email: nii.sfmp@crcuri.org
Bakari Nyari	M&E Specialist	Email: hardinyari.sfmp@crcuri.org
Brian Crawford	Project Manager, CRC	Email: brian@crc.uri.edu
Ellis Ekekpi	USAID AOR (acting)	Email: eekekpi@usaid.gov

Hen Mpoano  
38 J. Cross Cole St. Windy Ridge  
Takoradi, Ghana  
+233 312 020 701  
Kofi Agbogah  
kagbogah@henmpoano.org  
Stephen Kankam  
skankam@henmpoano.org

SNV Netherlands Development  
Organization  
#161, 10 Maseru Road,  
E. Legon, Accra, Ghana  
+233 30 701 2440  
Andre de Jager  
adejager@snvworld.org

Friends of the Nation  
Parks and Gardens  
Adiembra-Sekondi, Ghana  
+233 312 046 180  
Donkris Mevuta  
Kyei Yamoah  
info@fonghana.org

Resonance Global  
(formerly SSG Advisors)  
182 Main Street  
Burlington, VT 05401  
+1 (802) 735-1162  
Thomas Buck  
tom@ssg-advisors.com

CEWEFIA  
B342 Bronyibima Estate  
Elmina, Ghana  
+233 024 427 8377  
Victoria C. Koomson  
cewefia@gmail.com

Development Action Association (DAA)  
Darkuman Junction, Kaneshie Odokor  
Highway  
Accra, Ghana  
+233 302 315894  
Lydia Sasu  
daawomen@daawomen.org

**For additional information on partner activities:**

CRC/URI	<a href="http://www.crc.uri.edu">http://www.crc.uri.edu</a>
CEWEFIA	<a href="http://cewefia.weebly.com/">http://cewefia.weebly.com/</a>
DAA	<a href="http://womenthrive.org/development-action-association-daa">http://womenthrive.org/development-action-association-daa</a>
Friends of the Nation	<a href="http://www.fonghana.org">http://www.fonghana.org</a>
Hen Mpoano	<a href="http://www.henmpoano.org">http://www.henmpoano.org</a>
SNV	<a href="http://www.snvworld.org/en/countries/ghana">http://www.snvworld.org/en/countries/ghana</a>
Resonance Global	<a href="https://resonanceglobal.com/">https://resonanceglobal.com/</a>

## ACRONYMS

CBFMP	Community-Based Fisheries Management Plan
CCM	Centre for Coastal Management
CEWEFIA	Central and Western Region Fishmongers Improvement Association
CLaT	Child Labor and Trafficking
CRC	Coastal Resources Center
CSLP	Coastal Sustainable Landscape Project
CSO	Civil Society Organization
DAA	Development Action Association
DFAS	Department of Fisheries and Aquatic Sciences
DNA	Deoxyribonucleic Acid
DOPA	Densu Oyster Pickers Association
DSW	District Social Welfare
EG	Economic Growth
EPA	Environmental protection Agency
EU	European Union
F <sub>2</sub> F	Fisher to Fisher (Dialogues)
FAO	Food and Agriculture Organization
FC	Fisheries Commission
FEU	Fisheries Enforcement Unit
FFP	Fishers Future Plan
FoN	Friends of Nation
FSSD	Fisheries Scientific and Survey Division of the Fisheries Commission
FtF	Feed the Future
FTFMS	Feed the Future Monitoring System
FWV	Fisheries Watch Volunteers
FY	Fiscal Year
GAW	Greater Amanzule Wetland
GES	Ghana Education Service
GIFA	Ghana Inshore Fishermen's Association
GIS	Geographic Information System
GITA	Ghana Industrial Trawlers Association
GNCFC	Ghana National Canoe Fishermen's Council
GOG	Government of Ghana
HM	Hen Mpoano
ICFG	Integrated Coastal and Fisheries Governance
IEC	Information, Education and Communication
IR	Intermediate Results
IUU	Illegal, Unreported, and Unregulated (Fishing)
LEK	Local Ecological Knowledge
LOP	Life of project
LUSPA	Land Use and Spatial Planning Authority
LUSPA	Land Use and Spatial Planning Authority
M&E	Monitoring and Evaluation
MASLOC	Microfinance and Small Loans Centre
MMDAs	Metropolitan, Municipal and District Assemblies
MOFAD	Ministry of Fisheries and Aquaculture Development
MoGCSP	Ministry of Gender, Children and Social Protection
MPU	Marine Police Unit

MSMEs	Micro, Small and Medium Scale Enterprises
MT	Metric Tones
NAFPTA	National Fish Processors and Traders Association
NFMP	National Fisheries Management Plan
NGO	Non-Governmental Organization
NMFMP	National Marine Fisheries Management Plan
NOAA	National Oceanic and Atmospheric Administration (US)
NRM	Natural Resource Management
PAH	Polycyclic Aromatic Hydrocarbons
SFMP	Sustainable Fisheries Management Project
SMEs	Small and Medium Enterprises
SNV	Netherlands Development Organization
SOP	Standard Operating Procedures
SSG	SSG Advisors
TA	Technical Assistance
TFN	Tigo Fishers Network (Mobile Phone Communications Network)
TIP	Trafficking in Persons
TV	Television
UAV	Unmanned Aerial Vehicle
UCC	University of Cape Coast
UCC-DFAS	University of Cape Coast Department of Fisheries and Aquatic Science
URI	University of Rhode Island
URI-CELS	University of Rhode Island College of the Environment and Life Sciences
USAID	United States Agency for International Development
USG	United State Government
VMS	Vessel Monitoring System
VSLA	Village Savings and Loans Association
WD/FC	Wildlife Division of Forestry Commission
WWF	World Wildlife Fund

# TABLE OF CONTENTS

ACRONYMS.....	iii
TABLE OF CONTENTS .....	v
LIST OF FIGURES .....	vi
LIST OF TABLES.....	vii
1. PROGRAM OVERVIEW AND SUMMARY .....	1
1.1    Program Description/Introduction .....	1
1.2    Summary of Results.....	2
2. ACTIVITY IMPLEMENTATION PROGRESS .....	10
Progress Narrative and Implementation Status.....	10
IR 1: Strengthened Enabling Environment for Marine Resources Governance .....	10
Fisheries Co-management Policy .....	10
IR 2: Science and Research Applied to Policy and Management.....	11
UCC/URI Dual-Degree program .....	11
Scientific and Technical Working Group - STWG.....	11
Environmental Planning Data Hubs for the Western and Central Regions: Program-wide Geospatial Support, Services and Products .....	13
Improving FC Data System and Stock Assessment Capacity .....	13
IR 3 Creating Constituencies and Stakeholder Engagement .....	14
Fisher-2-Fisher (F2F) Dialogue Program .....	14
Public Outreach and Communications.....	15
CiviCRM Contact Management .....	16
IR 4 Applied Management.....	16
Implementation of the National Marine Fisheries Management Plan .....	16
Law Enforcement.....	19
Community Based Management.....	19
Value Chain and Post-Harvest Improvements .....	26
IR 5 GENDER .....	33
Gender Mainstreaming in Fisheries .....	33
IR 6 PUBLIC PRIVATE PARTNERSHIPS .....	34
Fisheries Future Plan (FFP) .....	34
Tigo Fishers' Network (TFN).....	34
IR 7 CAPACITY DEVELOPMENT .....	35
CSO Capacity Development.....	35
PROJECT MANAGEMENT.....	36
Monitoring Evaluation Knowledge Management and Learning Plan .....	36
Implementation Challenges .....	37

M&E Plan and Update .....	37
3. INTEGRATION OF CROSSCUTTING ISSUES AND USAID PRIORITIES .....	38
3.1 Gender Equity and Female Empowerment .....	38
3.2 Sustainability Mechanisms .....	38
3.3 Environmental Compliance .....	38
3.4 Global Climate Change .....	38
3.5 Policy and Governance support .....	39
3.6 Local Capacity Development.....	39
3.7 Public Private Partnerships .....	39
3.8 Science, Technology, and Innovation .....	39
4. STAKEHOLDER PARTICIPATION AND INVOLVEMENT .....	39
5. MANAGEMENT AND ADMINISTRATIVE ISSUES .....	41
6. LESSONS LEARNED .....	42
7. PLANNED ACTIVITIES and EVENTS FOR NEXT QUARTER .....	42
8. FINANCIAL INFORMATION .....	45
ANNEX A: PROGRESS SUMMARY .....	46
ANNEX B: TRAINET REPORT .....	51
ANNEX C: NEW PUBLICATIONS, OCTOBER 2017 to MARCH 2018.....	54

## LIST OF FIGURES

Figure 1: Left: Chief fisherman facilitating a group discussion; Right: Madam Rebecca Sackey-Mensah, a Fisheries Officer explaining the rationale behind canoe registration and embossment at the Volta Regional F2F training event.....	14
Figure 2: Members of the Greater Accra selected traditional leaders in a group photograph .	18
Figure 3: Cross-section of stakeholders at the Fisheries Legislative review workshop .....	19
Figure 4: Posters illustration of estuarine fisheries management issues and measures .....	20
Figure 5: A skit to increase awareness on closed season at Adelekazo.....	21
Figure 6: Filling of polypot at nursery site, Weeding and thinning at the nursery site .....	21
Figure 7: Hon. DCE for Shama District inaugurating Pra Co-management committee.....	22
Figure 8: The registration certificate by the GSMA to DOPA .....	23
Figure 9: Members of DOPA in practical sessions during the training on mangrove nursery establishment.....	24
Figure 10: DOPA members preparing oyster culture during the training .....	25
Figure 11: Left: Mr. Godwin Hortor, using a bottom sampler to check for bottom water salinity; Right: Madam Bernice Bebli using a secchi disk to check for water turbidity .....	25
Figure 12: Participants at the durbar at Axim indicating their support for the Ahotor oven...	27
Figure 13: Participants demonstrating hand washing as discussed during the training.....	28
Figure 14: Presentation of an insulated container to the European Town Fishmongers Association at the fishing harbor in Sekondi, Western region of Ghana.....	30
Figure 15: A session of Directors and Deputy Divisional Heads of the FC training on CLaT31	
Figure 16: Adiza Ama Owusu (staff of Hen Mpoano) addressing participants .....	34
Figure 17: Ankobra mangrove nursery and restoration site.....	36
Figure 18: A monitoring visit by the M&E Officer from DAA .....	37

Figure 19: Cumulative number of SFMP participants in 244 events.....	39
Figure 20: Cumulative number of participants in livelihoods related events (6201) .....	40
Figure 21: Cumulative number of participants in project management events (609).....	40
Figure 22: Cumulative number of participants in policy, science and partnership events (3255).....	41

## LIST OF TABLES

Table 1 Sustainable Fisheries Management Project Summary.....	1
Table 2 Summary of Results: Year 4 Quarter 2 (January 1 – March 31, 2017) .....	7
Table 3: Model estimates of current biomass, fishing mortality rates and management reference points. ....	12
Table 4: Financial Information .....	45
Table 5: Trainings Reported for the Period January 1 – March 31, 2017. ....	51



# 1. PROGRAM OVERVIEW AND SUMMARY

**Table 1 Sustainable Fisheries Management Project Summary**

Program Name	Sustainable Fisheries Management Project (SFMP)
Activity Start and End Date	October 22, 2014 to October 31, 2019
Name of Prime Implementing Partner	Coastal Resources Center University of Rhode Island
Agreement Number	AID-641-A-15-00001
Name of Sub-awardees	Hen Mpoano (HM) Friends of the Nation (FoN) Netherlands Development Organization (SNV) SSG Advisors Central and Western Fishmongers Association (CEWEFIA) Development Action Association (DAA)
Major Counterpart Organizations	Ministry of Fisheries and Aquaculture Development (MOFAD) Fisheries Commission (FC)
Geographic Coverage (cities and or countries)	Ghana: Central Region, Western Region, Greater Accra Region, Volta Region
Reporting Period	January 1 – March 31, 2018

## 1.1 Program Description/Introduction

The objective of the USAID/Ghana Sustainable Fisheries Management Project (SFMP), a five-year project (October 2014 - October 2019), is to rebuild marine fisheries stocks and catches through adoption of responsible fishing practices. The project contributes to the Government of Ghana’s fisheries development objectives and the US Government’s **Feed the Future Initiative**. Working closely with the Ministry of Fisheries and Aquaculture Development (MOFAD) and the Fisheries Commission (FC), USAID/Ghana SFMP aims to end overfishing of key stocks important to local food security through achievement of the following intermediate results:

- Improved legal enabling conditions for co-management, use rights and effort-reduction strategies.
- Strengthened information systems and science-informed decision-making.
- Increased constituencies that provide the political and public support needed to rebuild fish stocks.
- Implementation of applied management initiatives for several targeted fisheries ecosystems.

More than 100,000 men and women involved in the local fishing industry are expected to benefit from this project and tens of thousands of metric tons of additional high quality low cost food supply from fisheries can be regained via improved and sustainable management of the marine fish stocks in Ghana’s waters.

The Coastal Resources Center (CRC) at the University of Rhode Island’s Graduate School of Oceanography is the lead implementer of the SFMP and leads a consortium of other international and local partners, including SNV Netherlands Development Organization, Resonance Global (formerly SSG-Advisors), Hen Mpoano, Friends of the Nation, the Central

and Western Fishmongers Improvement Association in Ghana (CEWEFIA) and the Development Action Association (DAA). SFMP also works with other organizations that are not formerly part of the consortium but receive support and play important roles in achieving the goals of the project. These include the National Fish Processors and Traders Association (NAFPTA), the Ghana National Canoe Fishers Council (GNCFC), and others. The project complements and coordinates closely with two other projects in the USAID/Ghana Coastal Program Portfolio: The Coastal Sustainable Landscapes Project (CSLP) and the University of Cape Coast/Department of Fisheries and Aquatic Science (UCC/DFAS) Institutional Strengthening Project.

The SFMP builds on the best practices and lessons learned from the USAID-Ghana's Integrated Coastal and Fisheries Governance (ICFG) Program implemented from 2009 - 2014. In this follow-up, SFMP is focusing efforts on small pelagic fisheries along the entire coastline as well as fisheries and essential mangrove fish habitat in three coastal estuaries - The Densu, Pra and Ankobra systems. Additionally, improvements in the value chain of smoked fish, important to tens of thousands of women fish processors is supported. The project is also undertaking actions towards reducing child labor and trafficking in the Central region of Ghana. Key government clients of this project include the Ministry of Fisheries and Aquaculture Development, the Fisheries Commission, the Regional Coordinating Councils, Land Use and Spatial Planning Authority (LUSPA) and associated districts in the Central and Western Regions; and the Marine Police. Additional support is provided to a number of local NGOs and women's associations that are active in fisheries management issues and serving either as core or supporting partners in the implementation of this project.

This progress report details activities, results, and lessons learned during the second quarter of Project Year 4 (FY18). It also explains how partners contributed to the achievement of targets and how these achievements will be sustained to meet the overarching goal of SFMP.

## **1.2 Summary of Results**

Highlights of activities and achievements for the second quarter of Year 4 include the following:

### **Strengthening Enabling Environment for Marine Fisheries Management**

The Ministry of Fisheries and Aquaculture Development (MOFAD) revived discussions on the proposed legislative reforms of the existing Fisheries Act of 2002 as amended (consolidation of the various sectoral laws, regulations, voluntary and compulsory international agreements and compacts, etc.) that govern or influence fisheries management in Ghana. The Ministry currently intends to fast track and completed the revisions by August 2018, with submittal to the Attorney General's Office for review by June/July 2018. The Ministry asked for financial support from its donor and NGO partners, and has already secured support from the Food and Agriculture Organization (FAO), World Wildlife Fund (WWF), World Bank and European Union (EU) to be able to accomplish the revision process. SFMP staff are involved in the legislative reform process through a key NGO/project law reform coordinating committee and on the government's legislative review committee as a supporting member.

The Fisheries Co-management Policy, drafted by SFMP in cooperation with the Fisheries Commission and MOFAD, was officially presented to the Ministry of Fisheries and Aquaculture Development and the Fisheries Commission in December 2017 for final review, input and finalization. Meeting with ministry and FC representatives are ongoing to maintain momentum and the co-management policy itself is being presented to the Cabinet for approval. To broaden stakeholder support, SFMP and MOFAD, and the Fisheries

Commission co-facilitated a 3-day field trip to Ankobra and Pra estuaries for journalists and media representatives to observe and learn about how co-management is already being implemented in line with the new policy. The field trip resulted in a swell of coverage in all media on the importance of co-management in Ghana and the results that are already being produced in co-management demonstration sites supported by USAID.

Revision of the national fisheries act and the adoption of co-management as an official policy and program will make huge contributions to an improved enabling environment for fisheries management in Ghana.

### **Science and Research Applied to Policy and Management**

The Scientific Technical Working Group (STWG) during the quarter updated the status of the small pelagic stocks in Ghana. There have been no improvements in rebuilding the small pelagic fish stocks in Ghana. The fishing mortality has reached the highest levels in 2016 and projected to remain or increase in the upcoming years due to the lack of effective management measures. The biomass of the small pelagics has reached an alarming level of only 21,750 MT.

In order to rebuild the small pelagic stocks and increase annual landings, The STWG recommends that the FC should implement the management measures called for in the national marine fisheries management plan (2015 - 2019) including; ending open access in the artisanal fisheries, completing the canoe registration, implementing a fishing licensing program for the artisanal fisheries, implementing the additional weekly non fishing day as proposed by the F2F initiative, implementing co-management policy to include stakeholders in a transparent and systematic process, increasing enforcement capacity and resources in addition to one-month closure for all fleets (canoes, inshore and industrial fisheries – except tuna).

**Creating Constituencies and Stakeholder Engagement:** SFMP continues to support ongoing Fisher-to-Fisher (F2F) dialogues led by the Ghana National Canoe Fishermen Council in collaboration with National Fish Processors and Traders Association (NAFPTA). These engagements help build constituencies and generate public support for the National Fisheries Management Plan (NFMP) and its targets. MOFAD/FC has identified the SFMP F2F dialogue initiative as a platform to improve their presence at district levels and directly engage stakeholders in communities. This achieves several of the main SFMP fisheries governance enabling environment objectives: (i) enhance direct collaboration between government and stakeholders; (ii) increase transparency in fisheries governance; and (iii) create avenues for direct participation in the creation and implementation of fisheries policies.

The utility of the F2F platform was demonstrated when there was early resistance to the national canoe registration drive. Registration of all canoes is required by law and is the first step toward capping and reducing the number of canoes (reducing capacity) in the currently collapsing small pelagics fishery. Rebuilding these stocks is the overall goal of SFMP. After the first series of F2F events in the Volta and Greater Accra regions, canoe owners were better equipped to understand the rationale behind boat registration and embossment and the ultimate importance of registration to the sustainability of their livelihoods. They not only agreed to collaborate with FC in completing the registration but also suggested measures to ensure a clear registration database and complete registration in other regions. Collaboration between chief fishermen, the GNCFC representatives and the Fisheries Commission resulted in new efforts to clean the canoe registry of inactive boats and identify and remove fishers who have no canoes but had registered with the intention of getting canoes in future.

The F2F has been instrumental in building a ground swell of support for declaring an additional weekly non-fishing day in all regions in fulfillment of Section C1.2 of the National Fisheries Management Plan. Chief fishermen trained in the first series of F2F engagements in Year 3 acted as extension officers to explain the importance of its adoption. A second fishing holiday translates into approximately a one-sixth or 17% reduction in annual overall fishing effort. The additional weekly non-fishing day is insufficient by itself to end overfishing of small pelagics, rebuild fish stocks, and ultimately increase fish landings. However, in combination with other effort reduction measures that SFMP expects to achieve by the end of the project, over the medium- to long-term the second fishing holiday could increase small pelagic catches more than fourfold from the current annual landings of 20,000MT to as high as 90,000MT. This would result in gross revenues from sales of these fish in coastal communities increasing to over Ghc 200,000,000 (~US\$50 million) at current landing beach prices. This translates to approximately Ghc 7 per fishing day per fishermen in additional revenues which can make a significant contribution to reversing increasing poverty trends in fishing communities due to the collapse of this fishery over the past 20 years. Supporting increased constituencies and public support for innovations, 15 information products were disseminated in the local media that focused on building constituencies and support for sustainable fisheries management of targeted key stocks.

**Supporting Implementation of Applied Management Initiatives:** SFMP's implementing partners focusing on post-harvest loss reduction, improved processing technologies, improved health indicators and increased economic opportunities continued collaboration the post-harvest unit at the Fisheries Commission and National Fish Processors and Traders Association. The two main areas of emphasis continue to be increased awareness of the health and economic benefits of the Ahotor oven, developed with USAID support through SFMP, and engagement on the new Class 1 recognition scheme that focuses on improved hygiene during the post-harvest handling and processing of smoked fish in Ghana. The final standards were completed and submitted to the MOFAD for review and adoption, and a standard field checklist for auditing facilities for certification was developed. At the request of the Fisheries Commission, in Quarter 3 SFMP will train 77 fisheries zonal officers in Ghana on extension and outreach on the Ahotor oven, and to serve as auditors for proposed Class I certification once the scheme is finally approved. Pilots for the Class I certification are already ongoing in cooperation with the Fisheries Commission post-harvest unit in the Volta, Central and Western Regions.

Direct training and outreach continues to increase awareness of the potential benefits of the Ahotor Oven. An estimated 1,083 fish mongers in Volta, Central, and Western and Greater Accra regions were trained during Quarter 2 including a total of 179 (4 Male and 175 Female) Micro, Small and Medium Enterprises (MSMEs). There are now over 120 Ahotor smoker ovens built on the ground and new micro-finance options are being identified to increase the availability of financing to women processors across the country.

SFMP published the results of a formative evaluation of the project's support to MSMEs and Village Saving and Loans Associations (VSLAs). The evaluation examined the progress and effectiveness of SFMP's and Coastal Sustainable Landscape Project's (CSLP) current approaches and resulted in recommended adaptations to VSLA implementation strategies. Results to date indicate that microfinance, training, and VSLA support provided played an important role in building the capacities of beneficiaries by filling a critical gap in knowledge about how to access capital, additional training and improved business skills. Improved knowledge and positive changes in behavior were documented with the evaluation that the VSLAs have the potential to be sustained, replicated and scaled up in line with SFMP's overall Life of Project expectations. The interventions also generated modest gains in

employment with 11% of microcredit respondents, 13.9% of training respondents and 5% of CSLP VSLA respondents increasing their number of employees over the last three years. Three women (one DAA representative and two oyster pickers) participated in a study tour to The Gambia hosted by the TRY Oyster Women's Association, a long established women's group in The Gambia, to gain insight and first hand exposure to potential improvements in post-harvest hygienic handling, processing and marketing of oysters harvested in the Densu estuary. A follow-on learning exchange is planned for Quarter 3 when Densu women oyster harvesters will travel to Benin to learn from long established women's oyster groups there. SFMP's support through DAA to the Densu Women Oyster Harvesters Association is aligned with the new fisheries community-based co-management policy drafted by SFMP in cooperation with Fisheries Commission. The Densu Women's Oyster Harvesting Association efforts demonstrate how co-management can be implemented in Ghana (along with SFMP demonstration projects in the Pra and Ankobra estuaries). For example, early in Quarter 3 the women's association will open their oyster harvesting season after a 5-month closed season to allow oysters to replenish, a first in Ghana.

SFMP supported key partners in the fight against Child Labor and Trafficking (CLaT) to participate in an exchange visit to Kpando Torkor (Volta region) to learn about the Torkor model which is hailed as a successful model for engaging communities in Ghana to fight CLaT in fishing communities. Regional and sectorial directors and deputy division heads from the Fisheries Commission participated in the learning exchange and were trained on approaches to operationalize the fisheries sector CLaT Strategy. A total of 173 persons (116 Male and 57 female) received various forms of training in anti-CLaT program implementation.

Direct applied management training with USAID funds across natural resources management and/or biodiversity conservation, and climate change during the quarter totaled 1,256 persons (696 males and 560 females). Also, 1,435 persons (700 males and 735 females) received short-term agricultural sector productivity and food security training and 557 (41 males and 516 females) members of producer organizations and community based organizations received training and assistance in business management and development.

**Supporting Gender Equity and Empowerment:** The leadership of MOFAD and FC (18 Regional, Sectorial Directors and Deputy Divisional leaders) were trained on the concept of gender mainstreaming to increase understanding of how to implement the MOFAD adopted gender strategy developed in collaboration with SFMP. The strategy was developed specifically for the fisheries sector and training included interactive discussions on ways to interpret, understand and implement gender equity internally with the Ministry of Fisheries and Aquaculture Development and Fisheries Commission, and externally in their activities at national, regional and grass roots level.

Previous gender assessments conducted in Ghana's fisheries sector by SFMP identified gaps in involvement of women in decision making processes. To bridge this gap and mobilize women for improved fisheries management, gender leadership and conflict management training was organized for women leaders during Quarter 2. A total of 104 people (16 males and 88 females) received training on gender empowerment, women's participation, and inclusive leadership during the reporting period.

**Promoting Strategic Private Sector Partnerships:** SFMP worked with the Fishers Future Plan (FFP) partners (Millennium Insurance, UT Life Insurance and Vodafone) to review the draft lessons learned report reviewing the first 10 months of the pilot national micro-insurance program facilitated by SFMP. Based on feedback from fishers and other potential subscribers, partners agreed to refine the insurance product to include product elements that allow fisherfolk to save for their children's education. This includes adjusting micro-insurance participant's ability to withdraw savings accumulated at points in the year that

coincide with school semesters. To confirm that these adjustments were in line with the needs of micro-insurance subscribers, SFMP and partners conducted validation exercises at Shama, James Town and Moree that also served to re-engage policyholders after BIMA's exit from the FFP by providing assurance to customers on the sustainability of the FFP. As of March 15, 2018, 3,551 people were enrolled in the FFP in pilot communities. Parallel to these activities, a survey was conducted to evaluate the TFN pilot initiative and explore sentiments among fisherfolk on digital financial services/mobile money usage. Data is being collated and the findings will inform the type and nature of additional services, if any, to be considered in the TFN product evolution during the scale-up in Q3/Q4 of this year.

**Supporting Improved Capacity Development:** To improve NAFPTA's capacity to mobilize, build capacity, and build consensus on fisheries management measures among its over 14,000 members across Ghana, SFMP supported development, review and adoption of organizational Standard Operating Procedures (SOPs), Board Charter, and Administrative and Financial manuals. Regional membership offices will be trained on these in the remaining two quarters of SFMP Year 4 (FY 2018).

Similarly, SFMP worked with the Ghana National Canoe Fishermen Council (GNCFC), the premiere canoe fisheries membership organization in Ghana related to species targeted by SFMP for recovery. SFMP supported the GNCFC to review the findings of their Organizational Capacity Assessment (OCA-conducted by SFMP) and resulting action plan, and develop specific plans for strengthening the organization's ability to more effectively engage membership around canoe fisheries policies such as closed seasons, canoe registration, cap and reduction of canoe numbers and other management measures being developed by the SFMP team in collaboration with the Fisheries Commission and MOFAD.

A Capacity Assessment and Development program for NAFAG was started in Quarter 1 and is still on going. Using a self-assessment tool, SFMP assisted members of NAFAG to conduct and analyze its own capacities and identify needs for capacity development to strengthen the organization. While the GNCFC is more active in Ghana in recent years, NAFAG present opportunities in that it is an umbrella organization that includes GNCFC, as well as inshore and offshore commercial trawlers associations and fish processing associations. With SFMP's ongoing engagement of the Ghana Industrial Trawlers Association, Ghana Inshore Fishers Association, Ghana National Fish Processors and Traders Association, and others, engaging NAFAG moves toward a complete vertical engagement of all the key non-government associations involved in fisheries governance and exploitation in the country.

Table 2 summarizes the standard USAID indicators for SFMP showing results completed in the second quarter of FY 18 vis-a-vis targets. Significant deviations between results and targets are explained in Annex A which also shows custom project indicators.

**Table 2 Summary of Results: Year 4 Quarter 2 (January 1 – March 31, 2017)**

Standard Indicators	Baseline FY 2015	Annual Target	Year 4 (FY18) Results	Q1 FY18	Q2 FY 18	Q3 FY 18	Q4 FY 18	Annual Performance Achieved to the End of Reporting Period (%)	On Target Y/N
Number of hectares in areas of biological significance and/or natural resource showing improved biophysical conditions as a result of USG assistance (EG 4.8.1-1)	0	Tracked	N/A	N/A	N/A	N/A	N/A	N/A	N/A (Tracked annually)
Number of agricultural and nutritional enabling environment policies completing the following processes/steps of development as a result of USG assistance in each case: (FTF 4.5.1(24)) 1. Analysis 2. Stakeholder consultation/public debate 3. Drafting or revision 4. Approval (legislative or regulatory) 5. Full and effective implementation	0	Fish Act – Step 3	Fish Act - Step 2-ongoing	Fish Act - Step 2-ongoing	Fish Act - Step 2-ongoing	N/A	N/A	Fish Act-Step 2-ongoing	Y
		NMFMP - Step 4	NMFMP - Step 3	NMFMP - Step 3	NMFMP - Step 3	N/A	N/A	NMFMP - Step 3	
		Co-mgt. policy – Step 4	Co-mgt policy Step 4 – ongoing	Co-mgt policy Step 4 – ongoing	Co-mgt policy Step 4 – ongoing	N/A	N/A	Co-mgt policy-Step 4 – ongoing	
		Ankobra (CBFMP) - Step 4	Ankobra CBFMP - Step 3	Ankobra CBFMP - Step 3	Ankobra CBFMP - Step 3	N/A	N/A	Ankobra CBFMP - Step 3	
		Pra (CBFMP) - Step 4	Pra CBFMP- Step 3	Pra CBFMP - Step 3	Pra CBFMP - Step 3	N/A	N/A	Pra CBFMP- Step 3	
		Densu(CBFMP)- Step 4	Densu (CBFMP) - Step 3	Densu (CBFMP) - Step 3	Densu (CBFMP) - Step 3	N/A	N/A	Densu (CBFMP) - Step 3	
		CLaT strategy –Step 4	CLAT - Step 4- Ongoing	CLAT - Step 4- Ongoing	CLAT - Step 4- Ongoing	N/A	N/A	CLAT - Step 4- Ongoing	
Number of institutions with improved capacity to develop, implement, manage and access fisheries management plans	0	19 (16 Ongoing , 3 New added)	N/A	N/A	N/A	N/A	N/A	N/A (Tracked annually)	
Number of days of USG funded technical assistance in NRM and/or biodiversity	0	770	219 (28%)	76	143	N/A	N/A	219 (28%)	N

Standard Indicators	Baseline FY 2015	Annual Target	Year 4 (FY18) Results	Q1 FY18	Q2 FY 18	Q3 FY 18	Q4 FY 18	Annual Performance Achieved to the End of Reporting Period (%)	On Target Y/N
provided to counterparts or stakeholders (EG 4.8.1-28)									
Number of hectares of biological significance and/or natural resources under improved natural resource management as a result of USG assistance (EG 4.8.1-26)	0	3,205 hectares	N/A	N/A	N/A	N/A	N/A	N/A	N/A (Tracked annually)
Number of District Assemblies supported with USG Assistance (Ghana CDCS, IR 2.3 indicator)	0	5	6 (120%)	6 ongoing	6 ongoing	N/A	N/A	6 (120%)	Y
Number of climate vulnerability assessments conducted as a result of USG Assistance (EG 4.5.1)	0	N/A	N/A	N/A	N/A	N/A	N/A	N/A	N/A
Number of farmers and others who have applied new technologies or management practices as a result of USG assistance (FtF 4.5.2)	0	100,000 (assumes national measure for small pelagics adopted)	0 (0%)	0	0	N/A	N/A	0 (0%)	N (no significant management measure yet implemented by FC)
Number of Micro, Small and Medium Enterprises (MSMEs), including farmers, receiving business development services from USG assisted sources (FtF 4.5.2)	0	950	216 (23%) M-41(19%) F- 175 (81%)	37 M-37 F- 0	179 M-4 F-175	N/A	N/A	216 (23%) M-41(19%) F- 175 (81%)	N
Value of agricultural and rural loans as a result of USG assistance (RAA) (WOG) EG.3.2-6	0	\$ 37,723	771 (2%)	0	771	N/A	N/A	771 (2%)	N
Number of Micro, Small, and Medium Enterprises (MSMEs), including farmers, receiving agricultural-related credit as a result of USG assistance (RAA) EG.3.2-3	0	100	5 (5%)	0	5	N/A	N/A	5 (5%)	N
Value of new private sector investments in select value chains (FtF 4.5.2-38)	0	Tracked, No target	\$15,046	\$15,046	0	N/A	N/A	\$15,046	N/A



Standard Indicators	Baseline FY 2015	Annual Target	Year 4 (FY18) Results	Q1 FY18	Q2 FY 18	Q3 FY 18	Q4 FY 18	Annual Performance Achieved to the End of Reporting Period (%)	On Target Y/N
Number of food security private enterprises (for profit), producer organizations, water users associations, women groups, trade and business associations, and Community-Based Organizations (CBOs) receiving USG assistance (RiA) (WOG) (FtF 4.5.2(11))	0	6 (2 new-NAFAG and GIFA)	5 (83%)	2	3	N/A	N/A	5 (83%)	Y
Number of members of producer organizations and community based organizations receiving USG assistance (S) (FtF 4.5.2(27))	0	2,530	842 (33%) M-63(7%) F-779(93%)	285 M-22 F-263	557 M-41 F-516	N/A	N/A	842 (33%) M-63(7%) F-779(93%)	N
Number of public-private partnerships formed as a result of Feed the Future assistance (S) (FtF 4.5.2(12))	0	0	N/A	N/A	N/A	N/A	N/A	N/A	N/A (target of 2 over LoP already achieved )
Number of people receiving USG supported training in natural resources management and/or biodiversity conservation, and climate change, disaggregated by gender (EG 4.8.1-27/ 4.8.2-6)	0	3,124	1,373 (44%) M-751(55%) F-622(45%)	117 M-55 F-62	1,256 M-696 F-560	N/A	N/A	1,373 (44%) M-751(55%) F-622(45%)	Y
Number of persons/hours of training in natural resources management and/or biodiversity conservation supported by USG assistance (4.8.1-29)	0	42,328	13,403 (32%) M-7,166 (53%) F-6,237 (47%)	1,278 M-544 F-734	12,125 M-6622 F-5503	N/A	N/A	13,403 (32%) M-7,166 (53%) F-6,237 (47%)	N
Number of individuals who have received USG-supported short-term agricultural sector productivity or food security training (RAA) (WOG) EG.3.2-1	0	4,074	1,589 (39%) M-792(50%) F-797(50%)	154 M-92 F-62	1,435 M-700 F-735	N/A	N/A	1,589 (39%) M-792(50%) F-797(50%)	N
Number of individuals who have received USG-supported degree-granting agricultural sector	0	5	5(100%) M-1(20%) F-4(80%)	5 M-1 F-4	5 M-1 F-4	N/A	N/A	5(100%) M-1(20%) F-4(80%)	Y

Standard Indicators	Baseline FY 2015	Annual Target	Year 4 (FY18) Results	Q1 FY18	Q2 FY 18	Q3 F Y 18	Q4 F Y 18	Annual Performance Achieved to the End of Reporting Period (%)	On Target Y/N
productivity or food security training (RAA) EG.3.2-2									

<sup>1</sup> This indicator is similar to the Feed the Future indicator: Number of rural households benefiting directly from USG interventions (FtF 4.5.2-13)

## 2. ACTIVITY IMPLEMENTATION PROGRESS

### Progress Narrative and Implementation Status

#### IR 1: Strengthened Enabling Environment for Marine Resources Governance

##### Legislative Reforms

The Ministry of Fisheries and Aquaculture Development (MOFAD) revived discussions on the proposed legislative reforms (consolidations of the various fisheries legislations into a new fisheries act). The process stalled over the last year while the new administration was being fully seated. The process was revived with circulation of the existing incomplete drafting instructions. Now, the MOFAD hopes the process can be fast tracked and completed in time to allow further refinement by the Attorney General's Department into a new fisheries bill by August 2018, although there are opinions that this time period cannot allow for a completely transparent public consultation process and sufficient legal review.

During this quarter, MOFAD invited leading CSOs and development partner supported projects in the fisheries sector to discuss and strategize roles and timetables for completing the process, particularly in terms of public/stakeholder engagement in the process. The Ministry request financial support from partners in order to be able to accomplish the revision process in a timely and transparent manner. To this end, MOFAD intended to further solicit technical and financial support of international organizations such as the FAO, WWF, World Bank and EU.

SFMP has already responded by engaging a policy advisor to the minister who is available to provide direct assistance to the minister and her agency. In addition, SFMP has already created an online resources into which all related laws, compulsory and voluntary compacts and other sector laws and regulations impacting fisheries can be collected and made available for public and government review (<http://rhody.crc.uri.edu/gfa/>). Populating this publically available website has just become and will be added to in the coming period. The FAO plans to do a desk review legal analysis to support the reform of the national fisheries act and has agreed this will be a necessary resources for their support.

##### **Fisheries Co-management Policy**

The National Fisheries Co-management Policy was drafted in collaboration with the Fisheries Commission and officially presented to MOFAD and FC by SFMP in December 2017 for their final review, input and finalization. Running parallel to the review process is the submission of the draft policy document for Cabinet's consideration and approval. SFMP in collaboration with the Ministry and FC have educated journalists from across the media landscape to understand, support and educate the general public when the policy is rolled out.

The co-management policy is expected to be adopted in Quarter 3. Three demonstration projects in the Pra, Ankobra and Densu estuaries have completed co-management plans aligned with the national co-management policy these will be submitted to the Fisheries Commission and MOFAD in the next quarter.

## **IR 2: Science and Research Applied to Policy and Management**

### ***UCC/URI Dual-Degree program***

The graduate dual degree program between UCC-DFAS and URI-CELS in marine fisheries science and policy is behind schedule due to the required legal review of the draft Memorandum of Understanding (MoU). The program links both universities to afford graduate students from Ghana or USA to pursue a Masters or PhD at either university with advisors from UCC and URI. The UCC Board of Education and the Faculty Senate of URI approved the program early in this quarter. Following this, a MoU was drafted and is now pending legal review and signature. The target commencement of the program remains set at September 2018.

### ***Scientific and Technical Working Group - STWG***

The STWG met during the quarter and updated its report on the status of small pelagic fish stocks in Ghana. There have been no improvements in rebuilding these stocks in Ghana. The STWG determined that fishing mortality reached the highest levels ever in 2016 and mortality (total fish lost from stocks due to catch, natural death, etc.) is projected to remain at this high level or increase in the coming years without implementation of effective management measures. The biomass of the small pelagics has reached an alarming level of only 21,750 MT (Table 3) and runs the risk of completely collapsing within the near-term if actions are not taken to reduce fishing pressure.

In order to rebuild the small pelagic stocks and increase annual landings, the STWG recommended that the FC implement the management measures called for in the National Marine Fisheries Management Plan (2015 - 2019) including:

- End open access in the artisanal fisheries
- Complete registration of all canoes as required by law
- Implement a fishing licensing program for the artisanal fisheries
- Implement an additional fishing holiday as proposed by the GNCFC and vetted through F2F initiative with canoe fishers
- Implement the co-management policy drafted by SFMP in collaboration with the Fisheries Commission
- Increase enforcement capacity and resources
- Cap and begin to reduce the number of canoes in the canoe fisheries sector

In addition, the STWG recommends a one-month closure on all fleets (canoes, inshore and industrial fisheries – except tuna) with August recommended as the month that will yield the most return for rebuilding small pelagic resources. August coincides with the peak spawning period to allow brood stock to reproduce, juveniles to survive to reproductive age, and maximize replacement of lost biomass. The STWG presented a full proposal to the FC to end overfishing and begin the rebuilding process based on closed season in 2016 (Lazar, Yankson, Blay, Ofori-Danson, Markwei, Agbogah, Bannerman, Sotor, Yamoah and Bilisini, 2016).

**Table 3: Model estimates of current biomass, fishing mortality rates and management reference points.**

Biological reference points	2014	2015	2016
<b>B<sub>msy</sub></b>	310,476 tons	310,000 tons	315,200 tons
<b>F<sub>msy</sub></b>	0.40	0.30	0.30
<b>B<sub>current</sub></b>	32,910 tons	30,000 tons	21,750 tons
<b>F<sub>current</sub></b>	0.74	0.80	0.88

## ***Environmental Planning Data Hubs for the Western and Central Regions: Program-wide Geospatial Support, Services and Products***

### ***UAV image acquisition and image analysis/processing***

Conservation of natural resources requires a systematic effort to understand the extent, distribution, as well as the status of the resources in question. However, finding the right image source to use in the tropics comes with its challenges such as cloud cover and cost. The SFMP is therefore leveraging the cutting edge technology of Unmanned Aerial Vehicles (UAVs) for image acquisition and processing in some selected areas. Since December 2015, the project has piloted the use of UAVs for aerial surveys. The efforts in 2015 and 2016 were focused on collecting data with rotary wing drones for coastal erosion, sea level rise simulation, hazard assessment and mangrove delineation. Based on the successes of the pilot, the project moved forward with plans to acquire a fixed wing drone with more flying power, longer air times, and with a multispectral camera for a more effective wetland and coastal mapping.

During this quarter, SFMP conducted a coast wide aerial survey targeting some key SFMP, CSLP and UCC project areas. The survey covered the three SFMP community-based fisheries management pilot areas of Ankobra, Pra and Densu wetlands, three CSLP mangrove monitoring sites in Yabiw, Akwidaa, and the Amanzule river, and the Iture wetlands for UCC.

Challenges encountered included difficulty in finding an appropriate launching and landing site within or adjacent to the communities where the surveys were conducted and periodic loss of communication with the UAV due to the terrain. Still, all the proposed areas were flown within the stipulated time and the images are now being processed into useful orthomosaic maps and analyzed to support management decision-making.<sup>1</sup> Some of the possible applications of orthomosaic photos/maps will be determination of current mangrove extent, level of encroachment and exploitation within the mangroves, and monitoring of replanted mangroves, among others. The orthomosaics also will be used as accurate base maps for future reference.

### ***Improving FC Data System and Stock Assessment Capacity***

In August 2016, SFMP staff met with FC/FSSD staff as well as FCWC and FAO staff to discuss improvements to the Ghana Fisheries Information System. The workshop resulted in the launch of a Pilot Project to test the use of a smart phone app for near real time data collection of fisheries catch and effort data at 12 field sites along the coast. In February 2018, SFMP organized many from this same group, along with several of the field data enumerators who participated in the pilot, to evaluate the outcome of this test period. The evaluation showed use of the smart phone technology was faster at acquiring and transferring data to the FSSD office. However, challenges remain with the FC budgeting of operating costs for this activity and there was little higher level support for moving adoption forward. In addition, reliable field enumerators were difficult to find with many not completely comfortable with the use of smart phones even after training by SFMP. As a result, this program has been discontinued.

---

<sup>1</sup> Unlike an uncorrected aerial photograph, an orthophotograph, or orthomosaic photo, can be used to measure true distances and locations, because it is an accurate representation of the Earth's surface, having been adjusted for topographic relief, lens distortion, and camera tilt.

### IR 3 Creating Constituencies and Stakeholder Engagement

#### *Fisher-2-Fisher (F2F) Dialogue Program*

Since its inception in FY17, the F2F has gained support, broader participation and adoption by the government. MOFAD/FC identified it as a platform through which to improve government presence at district levels, while directly engaging stakeholders within their daily routines. This is in line with one of the objectives of the dialogues to enhance collaboration between government and stakeholders.

In Year 2, the F2F was able to address the erroneous idea that registration and embossment of fishermen's canoes was to allow MOFAD/FC to tax them. This lack of understanding resulted in the unwillingness of canoe owners to register their boats. However, the first series of training events in the Volta and Greater Accra regions equipped them with the needed knowledge on the rationale behind boat registration and embossment.



**Figure 1: Left: Chief fisherman facilitating a group discussion; Right: Madam Rebecca Sackey-Mensah, a Fisheries Officer explaining the rationale behind canoe registration and embossment at the Volta Regional F2F training event.**

After SFMP supported F2F meetings, almost all fishermen agreed to collaborate with FC through collaboration between chief fishermen and FC to register all boats and ensure an accurate canoe registry. They also agreed to help FC identify and remove fishers who have no canoes but had registered with the intention of getting canoes in future. This increased collaboration will help improve canoe registry and consequently provide actual numbers of canoes in Ghana's waters to inform decision making on effort reduction.

Another key outcome of the F2F is the implementation of the additional weekly non-fishing day in fulfillment of Section C1.2 of the NFMP. Chief fishermen who were trained in the first series of engagements in Year 3 sensitized their members on the importance of adopting of an additional weekly non-fishing day in all regions, in addition to the two already established in each region. It is expected that additional weekly non-fishing days will be implemented in each region in the next quarter that will designate "no fishing at sea" and "no landing of catch" on days appropriate to each region's tradition practices.

The F2F has helped develop a sense of ownership and responsibility in management of the fishery resource. Based on the scientific evidence confirmed by the STWG that supports the biological significance of August for a closed season and the impending collapse of the small pelagic fisheries without immediately action, a closed season for all fleets in August developed broad, though not unanimous, support through the F2F program. Many recognized the likelihood that the STWG projection of total collapse of the small pelagics fishery by



2020 was likely and would result in loss of their entire livelihood. The issue of illegal net size was also taken up during the F2F discussions with many committing to take on this issue in the future.

Traditional leaders and fisherfolk see the F2F not only as a tool to educate and build consensus, but to also restore the respect accorded them in years past. An opportunity to be involved in policy formulation and implementation is seen as a way for traditional authorities to help government rebuild declining small pelagics stocks. They see this as a new era where fisherfolk are working with both government and traditional authorities to identify practical measures to address issues concerning livelihoods, food security and community stability.

In total, 497 fishermen (chief fishermen, boat owners and crew members) and 185 fish processors and traders were involved in the Volta and Greater Accra regional training events during Quarter 2. Eight (8) FC zonal officers, responsible for landing sites in the respective regions, took F2F meetings as an opportunity to engage fisherfolk on their activities in the regions, further strengthening government to public linkages and increasing transparency of government actions.

### ***Public Outreach and Communications***

**Media Engagement:** Key fisheries management messages were widely circulated in the media to inform and educate stakeholders and the general public on the efforts to improve fisheries management in Ghana. SFMP continues to engage the media as a key player that occupies the space between government, the general public and fisheries sector stakeholders. In collaboration with the Ministry of Fisheries and Aquaculture Development and the Fisheries Commission, a three-day media outreach in Takoradi was conducted to educate the media on fisheries related issues including co-management, post-harvest management and fisheries surveillance and monitoring. The first day, led by the Deputy Minister for MOFAD, Mr. Francis Ato Cudjoe, and Deputy Minister for Information, Ms. Ama Dokuaa Asiamah Agyei, focused on education and exposure to the broader issues facing fishers in Ghana. The following two days focused on field trips that highlighted the importance of co-management for Ghana's fisheries, post-harvest initiatives such as the introduction of the Ahotor oven that produces less smoke and carcinogenic compounds in smoked fish products, community volunteer savings and loan association (VSLAs) initiatives through which community women pool their resources for common economic goals and increase community stability. The event helped to promote a sound working relationship between the Ministry of Fisheries, the Fisheries Commission and the media on fisheries sector reporting.

**Publications:** A series of information, education and communication materials were developed to further explain key fisheries sector issues to stakeholders update them on progress in the implementation of fisheries management issues. The list of information, education and communication materials produced within the quarter include: annual progress report for FY17, brief on fisheries and food security, factsheet on child labor and trafficking and a factsheet on the importance of fisheries for food security.

The Ghana National Canoe Fishermen Council (GNCFC) will organize a press conference on Tuesday 17<sup>th</sup> April, 2018 at Mensvic Hotel in the Greater Accra Region. The aim is to publicly announce their decision and commitment to observe an additional weekly non-fishing day across all the landing beaches in the four coastal regions of Ghana; in fulfilment of section C1.2 of the National Fisheries Management Plan

**Fisheries News Mass Mailing:** In support of broader stakeholder engagement and information dissemination, SFMP has activated a ‘Mailchimp’ platform to facilitate information sharing with wide range of stakeholders. Since activation of the platform earlier this quarter, more than 300 stakeholders have received project news on weekly basis through a formatted email message service that includes links to relevant news and information. SFMP expects to increase the number of recipients to 1000 in the next quarter increasing public awareness and support for fisheries management actions.

**Support for Partners:** Partners were supported to develop a media schedule to facilitate effective engagement with the media at the community, regional and national levels. A communication matrix was also developed to ensure effective coordination with partners and the Fisheries Commission. The development of the communication matrix formed part of the overall implementation of the SFMP communications strategy.

### ***CiviCRM Contact Management***

The SFMP developed CiviCRM contact management system continues to serve as a very powerful tool for managing stakeholder contacts for the project. This system is used to identify and keep track of stakeholders engaged in project activities and continuously update knowledge and awareness of sustainable fisheries management issues and actions needed. Within the quarter, about 303 new stakeholder contacts were uploaded to the system which now includes a total of 5,798 individuals.

## **IR 4 Applied Management**

### ***Implementation of the National Marine Fisheries Management Plan***

#### ***Sector-wide Closed Season Recommendation Adopted for Implementation***

In February 2018, MOFAD invited the STWG, created with SFMP support, to make a presentation and further discussions on the need to implement a closed season for all fleets in Ghana’s marine waters. Following its scientific justification and recommendation made in FY17, this latest recommendation included evidence that the small pelagic fishery could collapse as early as 2020 without immediately action. Based on these latest recommendations, MOFAD has agreed to implement the closed season policy in 2018 and asked assistance from SFMP to directly engaging stakeholders to prepare for the closure. Recognizing that fisherfolks are likely to be financially impacted, MOFAD has invited nomination of experts to serve on a Livelihood Empowerment Committee to consider alternatives for fishers who would be affected. MOFAD also requested stakeholders to nominate members to sit on the communication committee for the closed season sensitization and public awareness, on which SFMP will play a lead role. MOFAD specifically identified SFMP as a lead partner to ensure the successful roll-out and implementation of the closed season and an appropriate and suitable date is now being identified for public announcement of the closed season.

#### ***Video screening on IUU in 15 landing sites***

Illegal Unregulated and Unreported (IUU) creates huge losses of revenue to the fisheries sector, and is rapidly contributing to the depletion of the kinds of fish that people depend on most for their food security.



In response to this situation, SFMP through its partners has undertaken video screening exercise in fishing communities such as Dixcove, Axim and Shama in the Western region and Hinii, Dago and Mumford in the Central region to sensitize communities to increase awareness on the harmful impact of IUU in Ghana. Videos are considered a very powerful tool for sharing information with local communities in the regions.

The video screening sessions were followed by discussions in local dialects. This enhanced communication, improved understanding of key messages and fostered fisherfolk participation in the discussions. One key lesson learned during the IUU video screening was that strategies for combating IUU fishing in Ghana require integration of fishers' views to be successful. Fishers called for an anti-IUU fishing campaign from the government, since similar campaigns against illegal mining have been productive.

### ***IUU Radio Discussions in Western Region***

Ensuring behavioral change and achieving high compliance with fisheries regulations requires continuous and sustained communication and advocacy. To this end, SFMP

Nana Essel, Chief Fisherman of Upper Dixcove *said,*

*“If personnel from the Ghana Navy are deployed to major landing sites, IUU fishing will be a thing of the past. We the Chief fishermen also need some powers from the government to enable us perform our duties”.*

Egya Boat, Fisherman at Hinii *said,*

*“I use to do light fishing but when I realized the quantity of small dead fishes which sinks to the bottom of the sea, I advised myself not to engage in light fishing again for about a year now. The practice is very destructive”.*

extended communication with fisherfolk constituencies and the general public in the Western region regarding the importance of adopting responsible fishing practices. Through radio talk shows the negative impacts of fishing with chemicals and illegal transshipment from trawlers to canoes were highlighted to increase awareness.

### ***Stakeholder Engagement and Implementation of the National Fisheries Management Plan***

**Engagement of Regional Traditional Leaders:** In Ghana, traditional systems are effective in promoting compliance of traditional, customary laws and practices in fishing communities. Paramount chiefs, queen mothers and the ‘*Odikros*’ are very important stakeholders and play key roles in promoting compliance and adoption of fisheries management initiatives. However, in the past traditional leaders have not been sufficiently engaged in fisheries management. SFMP is now engaging tradition leaders in all regions to explore the use of customary and traditional approaches to improve fisheries management. During this quarter, SFMP conducted 3 workshops to engage a total of 55 traditional leaders (29 males and 26 females) in the Greater Accra, Central and Western Regions.

The workshops created important platform to share and discuss the potential role of traditional leaders in the implementation of the NFMP, and also to explore the future opportunities for working with traditional leaders along the coast. The traditional leaders committed to support the implementation of the additional fishing holiday proposed in the NFMP as well as support fisheries governance at the local level through customary approaches. They recommended that the role of traditional leaders should be incorporated in

the drafting of the new fisheries bill to help address weaknesses in governance of fisheries at the community level.



**Figure 2: Members of the Greater Accra selected traditional leaders in a group photograph**

In support of the implementation of the NFMP, radio programs were organized to expose fishers and women fish processors on the content of the NFMP. Fifty (50) copies of the NFMP were distributed to key stakeholders and constituents in the Central Region, and the Greater Accra Region and additional copies will be produced and widely distributed in the Quarter 3 with the objective of increasing awareness of the content and objectives of the NFMP at the grass root fishing communities.

#### *Fisheries Working Group Legislative Review*

In order to widely socialize and seek the input of stakeholders on the drafting instructions for the revision of the national fisheries law, MOFAD extended an invitation to all relevant NGOs and CSOs to support the process. As a result, SFMP, in collaboration with EU-funded Far Ban Bo Project led by Care Ghana, organized a 3-day workshop in Takoradi. The workshop brought together just over 100 participants including traditional leaders, local fishermen, women fish processors/mongers, inshore fishers, industrial trawling fishers, Fisheries Commission representatives, Marine Police, Fisheries Enforcement Unit, the Navy, Development Partners, etc. The workshop was used to explain the legislation review process and the content of the drafting instructions to inform and prepare stakeholders of what inputs to submit.

Specific inputs collated for the drafting instructions from the workshop participants were on the following: Governing Body, Statutory Committees, Monitoring, Control and Surveillance (MCS) and Enforcement, Interpretations, Definitions, etc. These collated inputs were presented to the Chief Director of MOFAD and other key stakeholders to support the Fisheries legislation review process.



**Figure 3: Cross-section of stakeholders at the Fisheries Legislative review workshop**

### **Law Enforcement**

*Support Competency-Based processes to enhance deterrence for Fisheries Management Plans.*

IUU continues to be prevalent and remains a major challenge in the fisheries sector. This is largely due to weak enforcement of laws and regulations which have been enacted to aid in the sustainable management of the fisheries. Consequently, SFMP conducted an assessment and identified that competency-based enforcement is a more sustainable approach to moving away from the enforcement paradigm of top-down and central government-led enforcement, where fisheries stakeholders feel they are the victims.

In line with this, a planning meeting on competency-based process for enhanced deterrence for the NFMP was held with Western Region Marine Police Unit (MPU) and Fisheries Enforcement Unit (FEU). The meeting discussed the set of core competencies required for professional development programs for fisheries enforcement that raises performance for enhanced fisheries deterrence. A platform was created to share other approaches for effective deterrence such as compliance promotion, linking traditional systems of governance and stakeholder collaboration to modern fisheries enforcement.

### **Community Based Management**

Fisheries co-management plans have been developed for the Ankobra, Pra and Densu estuaries. The legal basis of this plan is derived from section 2 (a) of Ghana's Fisheries Act of 2002 (Act 625) which gives power to the Minister responsible for fisheries to prepare fisheries management plans for the development of the fisheries in waters under the jurisdiction of Ghana. Also Sections 42, 43, 44 and 45 of this same Act 625 provides guidance for the development of fisheries management plans. This approach to co-management therefore follows the process, content and structure prescribed by the Fisheries Act of 2002, Act 625; and is consistent with the Fisheries and Aquaculture Sector Development Plan (FASDP), Ghana Fisheries and Aquaculture Policy and the National Co-Management Policy. The community-based fisheries management plans were developed through a community-based approach that brought together local stakeholders, district government and regional Fisheries Commission representatives to demonstrate how co-management could work once the draft co-management plan, developed by SFMP in cooperation with the Fisheries Commission, is adopted.

**Regional Adoption of Ankobra and Pra CBFMP:** A joint meeting was co-organized by Hen Mpoano and Friends of the Nation for stakeholders in the Ankobra and Pra pilot sites to present progress of work on the community-based fisheries management processes to the Western Regional Director of FC and zonal officers responsible for these co-management

demonstration areas. The meeting provided a venue for community leaders to communicate the vision, objectives and management measures being pursued to address key issues identified in each management plan. The involvement of community stakeholders in this meeting provided evidence of ownership of the fisheries management plans to the FC. There was consensus that another meeting be held for endorsement of the plans by the FC at the regional level. This is planned for Quarter 3.

*Ankobra Community-Based Fisheries Management Plan*

**Community level stakeholder meetings to socialize plan:** Following an initial meeting with Ankobra estuarine community sub-chiefs to document existing community rules and regulations governing the use of fisheries and mangrove resources, it became evident that not all estuarine communities in these areas have such rules and regulations. The absence of these rules necessitated the meeting with communities to develop and endorse sanctions to enhance compliance with management actions in the plan. Furthermore, these community engagements provided the opportunity to advance the CBFMP among 140 (78 females and 67 males) community inhabitants. Sanctions developed and agreed to by the five participating communities were incorporated into the Ankobra CBFMP. An agreed lower limit of GHS50; 1 bottle of schnapps, 1 sheep and an upper limit of GHS700; 2 bottles of schnapps and 1 sheep were set by the communities as sanctions for violators of various degree of offences.

**Production and distribution of abridged versions of plan:** An abridged version of the plans for bother areas was drafted and is now under review. These versions of the plans use graphical illustrations to further enhance communication with community stakeholders on issues hindering effective estuarine fisheries management and the management actions adopted by the communities to address those issues.

**Design and produce posters on good estuarine fisheries management practices:** To enhance public awareness on the estuarine fisheries management measures for the implementation of Ankobra CBFMP, SFMP supported Hen Mpoano to design posters that are currently being vetted with community leaders to provide pictorial illustrations of good fishing practices and management measures.



Figure 4: Posters illustration of estuarine fisheries management issues and measures



**Skit on close season and areas:** Due to the high level of illiteracy, SFMP uses drama as a tool to increase awareness of plans and build community support and understanding of fisheries management and related issues. During this quarter, drama skits were delivered in Eshiem, Eziom and Adelekazo communities. The dramas focused on key messages related to the importance of area management and seasonal closures, observance of rules such as bans on illegal small mesh size, bans on use of chemicals, harvesting of juvenile fish, and the damage of de-vegetation along the banks of the Ankobra river. As a result of the awareness created through the drama, the local chief at Eshiem community confiscated pumping machines being used by some fishermen to drain a tributary of the Ankobra river in order to harvest more fish.



**Figure 5: A skit to increase awareness on closed season at Adelekazo**

*Restoration of degraded sites within Ankobra CBFM plan area*



**Figure 6: Filling of polypot at nursery site, Weeding and thinning at the nursery site**

As part of efforts by SFMP to improve estuarine fisheries, mangrove rehabilitation activities were carried out at the CBFMP area. Twenty thousand (20,000) mangrove seedlings are being propagated to replant degraded areas. Mangrove management activities implemented during the period included preparation of the nursery site (weeding, tidying up nursery and mending of shed), filling of poly pots and collection, nursing and watering of nursed propagules. Three thousand three hundred (3,300) poly pots were filled with soil bringing the total filled poly pots to nineteen thousand, five hundred (19,500). Filled poly pots already

with propagules totaled six thousand five hundred (6,500), bringing the total to eight thousand (8,000) currently nursed propagules.

To ensure better coordination with landscape management activities supported by the USAID Coastal Sustainable Landscapes Project (CSLP), community conservation committees of the Greater Amanzule Wetland (GAW) area were engaged in the mangrove nursery management.

#### *Pra Community-Based Fisheries Management Plan*

#### **Re-inauguration of the Pra Co-Management Committee**

To ensure effective implementation of the Pra CBFMP, a fisheries co-management committee was constituted in SFMP Year 3. However, the committee did not have representatives from all the adjoining communities within the management area of the plan. Therefore, SFMP organized consultative meetings to mobilize representatives from the remaining communities to ensure that all communities are represented on the co-management committee. The Shama District Assembly facilitated re-inauguration of the co-management committee and to introduce the new members to stakeholders and the public. An advisory board comprised of representatives from the Shama District Assembly, Fisheries Commission, the Wildlife Division of the Forestry Commission, the Environmental Protection Agency and Shama Traditional Council also was formed and presented to the stakeholders. In all, 119 stakeholders (27 females and 92 males) participated in the inauguration ceremony.

The committee was officially registered with the District Assembly as a community-based group and a series of capacity building workshops will be organized for them to build their capacity to implement the activities in the CBFMP.



**Figure 7: Hon. DCE for Shama District inaugurating Pra Co-management committee**



## **Integrated Community Fisheries Management and Resilience Plans for the Pra River Estuary**

Communities in Anlo Beach, Krobo and Bosomdo were introduced to the *cassia* woodlot management plan that was subsequently adopted as a working document. The Shama district assembly is yet to formalize the woodlot management plan by registering it and issuing a certificate but this is expected in Year 4. Woodlots are being introduced on degraded land using the rapidly growing cassia tree to reduce pressure on natural mangroves that provide multiple ecosystem benefits to communities in SFMP areas. Maintenance of the *cassia* plantations is one of the measures proposed by the local management committees in local fisheries management plans.

### *The Densu Community-Based Fisheries Management Plan*

#### **Formation of Densu Oyster Management Plan Committee (DEOMPC)**

To strengthen fisherfolk groups, especially women associations, who would take active part in decision making and maximize resource utilization in the community, the Densu Oyster Pickers Association (DOPA) was registered with the Ga South Municipal Assembly in the Greater Accra Region. This was part of the processes leading to granting of exclusive “use rights” to the women of the Densu Oyster Pickers Association for the oyster resources in the Densu Delta. The registration certificate was granted on 5<sup>th</sup> February 2018.



**Figure 8: The registration certificate by the GSMA to DOPA**

#### **Mangrove Nursery establishment - Training on Nursery Establishment**

In Ghana, mangrove forests are reported as one of the most threatened ecosystems. Mangroves have been over-exploited for diverse economic reasons including fuel (firewood, charcoal, wood for fish smoking), construction materials (timber, beams and poles, fence posts, thatch), fishing (atidza), industry (salt) and agriculture leaving it in secondary or tertiary development stages in much of the country.

As part of the process to restore mangroves in SFMP engagement areas, SFMP encourages mangrove provisions be included in community-based fisheries management plans such as mangrove nurseries, replanting initiatives and mangrove protected areas. In the Densu Delta this is being adopted in the draft CBFMP as both a conservation measure and to diversify livelihoods for women oyster pickers during closed seasons. During this reporting period, 118 (3 males and 115 females) community oyster pickers were trained in mangrove nursery establishment as part of overall capacity building towards the management of the oyster resources in the Densu Delta.



**Figure 9: Members of DOPA in practical sessions during the training on mangrove nursery establishment**

### **Third Phase of Mangrove Replanting at the Densu Delta**

The loss of mangrove cover throughout the Densu Delta has impacted on soil and water quality. In order to address these challenges, Densu Oyster Pickers Association (DOPA) in Tsokomey, Tetegu and Faana, embarked on the 3<sup>rd</sup> phase of mangrove restoration by planting about 3,500 mangrove seedlings as part of piloting of a CBFMP for the Densu Delta with oyster as the fishery resource.

### **Study Tour by Three Densu Women’s Oyster Pickers Association Members to The Gambia**

With the assistance of SFMP and UCC researchers, the Densu Delta oyster pickers have continued to learn about the area’s shellfish resources and ecosystem. In this Quarter, three women (one DAA representative and two oyster pickers) participated in a learning exchange to The Gambia and were hosted by TRY Oyster Women’s Association. The learning exchange was designed to gain a better understanding of post-harvest hygienic handling, processing, marketing of oysters, governance, co-management planning, and ecosystem stewardship. They also identified ways to address the absence of data about the status of oyster stocks and the volume and value of oyster harvests – a hallmark of the “invisible fishery”, or informal but important fisheries economy. The Densu women learned how to bottle oysters in brine for a higher value product that can be marketed year round. They also practiced smoking oysters using techniques that attract higher prices than boiled oysters, the common method of processing in Densu. Another lesson learned from the trip is promote oyster products on local television cookery shows. In response, SFMP plans to support the development of cooking shows in Quarter 3.

Following the success of the visit by Densu women, the TRY Oyster Women’s Association from The Gambia will conduct a follow-up visit to Ghana next quarter and also will participate in a joint learning tour with oyster harvesting communities in Western Benin. Peer-to-peer learning continues to prove an effective approach for women oyster pickers as



they continue to share and expand their community practices and positively influence sustainable management of shellfish resources and ecosystems.

### **Training on Oyster Culture**

The Densu delta has seen a decline in its oyster stocks due to many factors. Key among them are mangrove habitat degradation and deteriorating water quality which has an influence on the growth and maturity of oysters. As part of piloting community based co-management for managing the oyster fishery, water quality research and monitoring was undertaken to ascertain the right water conditions to improve growth at the various harvesting sites. Twenty-six (26) members of DOPA, (22 females and 4 males) benefited from a two-day capacity building training in oyster culturing. Training and practical sessions focused on establishing two culture sites in the Densu Delta to reinforce adaptive management approaches using a learning-by-doing approach to establish closed areas for specifically for oyster growth.



**Figure 10: DOPA members preparing oyster culture during the training**

### *Research and Data collection*

Thirty community oyster pickers who received training in Year 3 in oyster ecology and biology were selected for training in water quality data collection, including water salinity, turbidity, pH, etc., to determine sites that are optimum for oyster growth.



**Figure 11: Left: Mr. Godwin Hortor, using a bottom sampler to check for bottom water salinity; Right: Madam Bernice Bebli using a secchi disk to check for water turbidity**

This kind of barefoot science is increasing community understanding of the relationship between environmental factors and growth of oysters that are an important part of their livelihoods.

It is anticipated that the results of data collected on the water quality will inform key management decision-making in drafting the Densu community co-management plan.

### ***Value Chain and Post-Harvest Improvements***

CEWEFIA collaborated with the Daasgift Quality Foundation to organize a one-day socialization meeting at Axim to enable CEWEFIA to officially commence value chain and post-harvest activities in the communities after Daasgift Quality Foundation exits. The program was attended by key stakeholders including chiefs, chief fishermen, market queens, fishermen, fish processors, district planning officers, district assembly members and representatives from the Department of Social Welfare, Environmental Health Department and Local Planning Units. The program provided the platform for CEWEFIA to socialize with stakeholders and elicit their support for successful implementation of the assigned activities including post-harvest improvements related to the introduction of the Ahotor oven and improved post-harvest hygienic handling of fish, as well as continued development of VSLAs.

### ***Extension Strategy for Widespread Scale-up of Improved Smoker Technology***

SFMP recruited a Market Development Specialist to support the uptake and financing of the Ahotor oven. A familiarization visit was conducted to the Central and Volta regions to understand the progress of promoting the Ahotor oven and the issues impeding its uptake. The key findings were:

1. Even though early adopters were happy with the performance of the Ahotor oven (reduced smoke and fuel wood savings), most fish processors still thought the price was high.
2. There was insufficient consumer awareness of the health benefits associated with Ahotor smoked fish to attract premium price.
3. There were few fabricators of key components of the oven, such as the fat collector.

These findings informed the development of marketing and financing strategies to address these issues. The market development strategy focuses on:

1. Fostering an enabling environment and strengthening partnerships with stakeholders such as MOFAD/FC, NAFPTA and financial institutions in the fish value chain.
2. Strengthening the supply chain for the Ahotor oven by identifying more metal fabricators for the fat collector, and training more artisans.
3. Increasing demand by launching an awareness campaign with messages that target fish processors and educate the public on availability and benefits of Ahotor smoked fish.
4. Linking early adopters of the oven to high-end markets as a way of encouraging others.

The financing strategy proposes the engagement of two more financial institutions and encourage processors to save through formal financial institutions, *susu* or Village Savings and Loans Associations (VSLAs) to finance the construction of the oven, thereby eliminating the risk of debt. For VSLAs, 250 women have been targeted in the Greater Accra (DAA intervention zones) and Volta regions. The fish processors who would want to access credit can do so through the three existing financial institutions or through the Microfinance and Small Loans Centre (MASLOC) and Vision Fund, who will be engaged in Q3.

Also, efforts to promote the Ahotor oven was intensified in the coastal and some inland fishing communities during a five-day tour and awareness campaign. Durbars and community forums were held at the various communities to educate participants on the benefits of using the Ahotor oven, best practices in hygienic fish handling, Class 1 recognition scheme, as well as market opportunities available for processors who qualify for the scheme. In total, 7 communities were visited during the tour with 684 participants. Fish processors who expressed interest in constructing the Ahotor oven were 112.



**Figure 12: Participants at the durbar at Axim indicating their support for the Ahotor oven**

The Ahotor oven promotion is ongoing, and ovens are currently being constructed in the Volta, Central and Brong Ahafo regions. So far, 20 ovens have been completed. The Ahotor oven technology is gaining patronage from other food related businesses who use it to smoke chicken.

Consumer awareness on Ahotor oven was organized to increase processors' and consumers' awareness level on hygienic handling of fish and fish products. They were educated on what to look out for when patronizing fish and fish products. A total of 483 people (74 males and 409 females) participated.

### **Improvements in local small pelagic fisheries supply chain**

The need to ensure that smoked fish is processed and sold under safe and hygienic conditions has become necessary to ensure consumers have access to wholesome smoked fish. This brought about the development of the Class 1 recognition scheme, which will be used locally to regulate the smoked fish market. In preparation to pilot the scheme, SFMP trained 165 fish processors on best practices in hygienic handling of fish and the Class 1 recognition scheme standards from Keta, Atorkor, Aflao, Hedzranawo, Adina and Dzemeni; spanning 3 districts benefited from the training. Fish processors (47) expressed interest in the Class 1 recognition scheme. These processors' kitchens would be inspected for coaching and advisory support to be provided them.





**Figure 13: Participants demonstrating hand washing as discussed during the training**

The Multidisciplinary Stakeholder Committee responsible for developing the scheme met to finalize the working document and the checklist and have submitted to MOFAD for approval. The recognition scheme will be piloted in fishing communities along the coast. A committee comprising of representatives from FC, NAFPTA, UCC, FRI, GSA, FDA and SFMP was appointed to regulate the pilot process and provide feedback.

#### *MSME Business Development*

#### **MSME and VSLA Formative Evaluation**

SFMP published the results of a formative evaluation of the project’s support on microcredit and training to MSME and VSLAs. The evaluation examined the progress and effectiveness of SFMP and CSLP’s current approaches, and made recommendations for adaptations to the implementation strategies. Key findings from the evaluation include:

**Relevance:** The microfinance, training, and VSLA support to the beneficiaries filled a critical gap by providing access to capital and training that helped to strengthen the MSMEs. 95% of the microcredit respondents were satisfied or very satisfied with the microcredit intervention, which helped them purchase fish and other needed business supplies, improve the quality of their products, enhance their production, increase their profits and savings, and enhance their livelihoods.

**Effectiveness:** The services provided by SFMP and CSLP contributed to the expected outputs (e.g. number of individuals trained and number of individuals accessing loans and starting to save). Approximately 95% of the respondents who received access to microcredit and financial training from DQF have started saving; while 66% of the CSLP VSLA respondents, 71.4% of the DQF VSLA respondents, and 41.7% of the HM and DQF VSLA respondents are now saving. This is an important impact of the project because the SFMP baseline survey which was conducted in 2015 found that only 31% of the survey respondents had savings accounts.

**Impact:** Project interventions had positive outcomes for the beneficiaries as they now have better access to savings and loans, and are equipped with improved business skills to strengthen their MSMEs. The interventions also generated modest gains in employment with 11% microcredit respondents, 13.9% training respondents and 5% CSLP VSLA respondents

increasing their number of employees over the last three years. The evaluation found that majority of the microcredit and training respondents were satisfied with the project interventions which helped their businesses.

**Sustainability:** Improved knowledge and positive changes in behavior indicate that the interventions have potential positive impact and could be replicated and scaled up. The assessment however revealed that there are challenges that threatened sustainability including, lack of fish, financial constraints, and inadequate training.

The study has policy implications for governments seeking to develop rural areas and empower women. Firstly, when social and human development components interface with microfinance delivery, the impact on beneficiaries' livelihood improves and is appreciated by entrepreneurs. Hence, government programs seeking to empower women through microfinance should incorporate social dimensions of credit provision. Secondly, low-interest rates and collateral substitutes in the form of group formation and relationships can be incorporated in government programs to ensure that the capacity to access credit is enhanced. Thirdly, the credit, the loan term, and frequency of repayment should relate to enterprises of the beneficiaries rather than relying on a fixed arrangement for all entrepreneurs irrespective of the size of their business.

#### **Monitoring of VSLA activities**

**VSLA Financial Literacy Training:** Coastal communities in the Western region of Ghana have few livelihood diversification opportunities while majority at the bottom of the financial pyramid find it difficult to access conventional sources of loans to start or expand small-scale enterprises. This has reinforced a perpetual cycle of over-dependence on natural resources for survival. The VSLAs are tools to organize and empower community members to build cohesion for managing their natural resources and also generate self-funding for livelihood initiatives to reduce the over-dependence on their natural resources. During the period, 20 participants (11 females and 9 males) from the VSLAs in the Ankobra estuarine communities received financial literacy training. Beneficiaries of the training are deploying the skills gained from the training in their savings and business management activities.

**Refresher Training on VSLA Modules:** VSLAs require continuous capacity building support to ensure they are fully empowered to make good financial and natural resources management decisions. During the period, executives of SFMP-supported VSLAs in the Ankobra estuarine communities of Eshiem, Eziome, Kukuavelli and Adelekazo were trained in financial record keeping, loan disbursement and repayment, share out and graduation procedures. 20 beneficiaries of the training are engaging other members to transfer acquired knowledge and best practices.

#### **Insulated Fish Containers**

Fish insulated containers and use of crushed or flake ice are seldom utilized by majority of fish processors along the coastal regions of Ghana. As such, fish landed are poorly handled along the value chain. The fish is carried exposed to the environment in open pans/receptacles as headloads to the processing sites, without the use of ice. At the processing sites, the fish is left in the receptacles for hours before they are processed either by smoking, drying or salting. The accumulation of dust and exposure to flies contaminate such fish further. Consequently any processed products are rendered unhygienic.

The purpose of introducing fiber glass insulated containers to fishing communities engaged in fish processing are many fold, i.e. to introduce the benefits of the use of insulated containers in fish handling; demonstrate the use of ice layering for fish in the insulated containers; discuss the benefits of the use of ice in sustainability of quality products; explore

ways/modalities for processors to acquire their own insulated containers; assess the impact of the use of insulated containers in the communities in question.

Expected outcomes include processors handling fish on ice throughout the value chain; hygienic fish produced for the Ghanaian market; and processors acquiring fish insulated containers for their operations.

During the reporting period, 20 fish processing groups in selected fishing communities in four coastal regions were sensitized. The total number of beneficiaries were 257 processors consisting of 239 females and 18 males.



**Figure 14: Presentation of an insulated container to the European Town Fishmongers Association at the fishing harbor in Sekondi, Western region of Ghana**

Individual processors have shown interest in acquiring their own insulated containers to boost their trade. It is therefore expected that more containers will be fabricated and introduced to small-scale entrepreneurs.

The impact assessment is expected to commence in April 2018, where the groups will be visited to ascertain their views on the use of the insulated containers.

#### *CEWEFIA Processing Hall and Family Traditions facility*

The CEWEFIA processing facility was refurbished to meet the basic compliance standards and to further serve as a training and demonstration site for hygienic fish handling, packaging, and value addition to fish products. 14 Fish processors were trained at the processing site in Ayisa-Elmina to equip them with the skills of using and maintaining the facility.

#### *Reducing Child Labor and Trafficking in Fisheries*

The focus of SFMP on CLaT is to contribute to make CLaT practices socially unacceptable through behavior change communication and working with stakeholders to address the problem.

**Learning tour to Kpando Torkor for Partners:** As part of efforts to intensify behavior change towards Child labor concerns in the Central region, the CLaT partners embarked on a



learning tour to Kpando Torkor in the Volta region to learn from the successes of the Torkor model. The aim is to replicate the program in the Central Region. 16 people (13 males and 3 females) from Fisheries Commission, Ghana Education Service, and the Municipal Assembly participated.

The tour comprised of a mini durbar and a cursory walk through the community to interact with major components of the system.

**Training on Anti-CLaT Strategy in Fisheries:** The project presented the CLaT strategy to MOFAD for acceptance, approval and mainstreaming of the strategy into the day to day operations of the Ministry and FC. The strategy is yet to be formally approved at the Ministry in April, 2018.

Twenty-three (23) participants made up of 5 partners and 18 Directors and Deputy Divisional Heads of the Fisheries Commission received training on the strategy, and as part of the training developed an action plan and budget towards implementing the strategy.



**Figure 15: A session of Directors and Deputy Divisional Heads of the FC training on CLaT**

**Training of CCPCs and Anti-CLaT Advocates:** Most children of school going age in the communities are not enrolled in school. This continues to affect the total development of children and contribute to high teenage pregnancies in fishing localities.

In view of this, a two-day Advocacy skills training was organized to build capacity of community Anti-CLaT Advocates and Community Child Protection Committees (CCPCs) in Moree and Elmina to be able to influence policy makers to enforce laws that will protect the well-being of children. A total of 83 participants attended comprising 53 males and 30 females.

Also, SFMP through its partners identified and trained 51 church representatives to serve as Ambassadors of anti-CLaT in their respective churches. The representatives were trained in the concept of CLaT and advocacy skills to equip them in executing their activities. In order to enhance more collaborative effort in increasing awareness on CLaT in Moree and Elmina, partner's staff were tasked to support the church representatives that were trained to give talks on CLaT in their churches. In this regard, about 15 churches with over 5000 people in Moree were reached with CLaT education.

Furthermore, a one day training and orientation was organized for 40 fish processors of the Anomansa Fish Processor Group in Winneba. This orientation training was to enable fisherfolk to identify possible occurrence of CLaT within their communities, empower them

to sensitize and educate others about the adverse effects of CLaT. Family planning methods and techniques leading to reduction of large family size were discussed. It is expected that knowledge gained from the training would result in behavioral changes among fish processors and lead to reduction of CLaT.

#### **Fisheries Child Labor Policy Socialization Engagement Meetings with District Assemblies Child Protection Panels/Committees**

The absence of a comprehensive CLaT policy for the fisheries sector is a major setback in addressing the issue. SFMP therefore, supported the drafting of a National CLaT policy for the fisheries sector. To socialize and gather support for the implementation of the strategy, a workshop for the District Child Protection Panel and other stakeholders was held. A total of 49 representatives from Metropolitan Child Protection Committee, Community Child Protection Committees and anti-CLaT advocates from 9 suburbs (Ntsin, Nkanfoa, Brofoyedur, Gyegyem, Ekon, Idan, Dehia, Brabedze and Koforidua suburb of Cape Coast) participated in the workshop.

The workshop provided a platform for Department of Social Welfare (DSW) to address some stakeholder concerns on CLaT. It also created an opportunity for stronger collaboration between the Child Protection Committees, community advocates and other stakeholder institutions. The workshop provided the forum for the development of local anti-CLaT action plans to be incorporated in the Medium Term Development Plan (MTDP) of the Cape Coast Metropolitan Assembly. This would ensure that the assembly makes a budget provision to support the implementation of the National CLaT policy at the local level.

#### **District Child Protection Committees interface durbars with Communities.**

SFMP in collaboration with the coastal district assemblies in the Central region organized sensitization durbars in ten (10) coastal communities (Senya-Bereku, Gomoa-Fetteh, Yepimso, Adansi, British-Komenda, Moree, Gomoa-Dago, Ankaful, Ekon and Ekumfi-Immuna).

The durbars provided platform to engage fisherfolk in the communities on the negative effects of CLaT. Fishermen, fish mongers and processors, teachers, traditional leaders, assembly and unit committee members, the youth and school children were informed about local level measures that would contribute to address the root causes of CLaT.

The Department of Social Welfare led these community durbars in the various assemblies with support from the Metro-Municipal-District Child Protection Committees and other state agencies. Concerns raised centered mainly on children who helped their parents in the fishing industry – working side-by-side as training for children to take over from their parents. A major concern for people in Ekumfi-Immuna community was that most of the youth were in Yeji so during vacation, a vehicle is arranged for the kids to join their parents in Yeji and that most people think these children have been trafficked. Another concern was that in the various communities many school children were found in games centers during school hours.

The durbars also provided the link and interface between the community anti-CLaT advocates, district assembly panels and social welfare at the regional level to foster collaboration. Victims (survivals) were given opportunities to share their stories with community members to discourage them from allowing their children to be trafficked.

#### *Media Engagement on Child Labor and Trafficking*

#### **Radio Campaign on CLaT in Central Region**

Weekly radio talk shows/community radio/information centers sensitization programs on Anti-CLaT were held by implementing partners in their catchment areas to explain and



sensitize fisherfolk and the general public on strengthening behavioral change; and making CLaT socially unacceptable. Trained community anti-CLaT advocates, social welfare and partners served as panelists for the radio discussions. An average of Twenty-three (23) community members called to contribute to the talk show. They indicated that they strongly agree that government should enact reforms and enforce them.

#### **Anti-CLaT Community Public Video Shows and Campaigns**

Among the strategies adopted in the Anti-CLaT campaign is the use of video sensitization and education on the negative effects of CLaT on victims, families and the community as a whole. Using Anti-CLaT videos produce by SFMP, trained Anti-CLaT advocates led video show sensitization campaigns in their communities with adults and children in attendance. It is expected that, the audio–visual sensitization would stir up thinking among key community leaders and fishermen as support is built for preventing CLaT.

#### **Focus Group Discussions (PTA, Churches/Mosque)**

CLaT partners through the trained Community Anti-CLaT advocates is targeting individual groups and organizations such as schools, churches, mosques, fishermen/fishmongers associations to sensitize and educate them on understanding what is involved in child labor and how to reduce it. As part of the behavioral communication campaigns, focus group discussion will be a significant step towards reducing CLaT in Apam and Winneba.

The focus group discussion was held at Winneba in the Efutu Municipal in the Central region. This public campaign engaged 74 adults (including 23 males) as teachers, parents and guardians to be sensitized on CLaT.

## **IR 5 GENDER**

### ***Gender Mainstreaming in Fisheries***

SFMP partners led the Gender component, providing coaching support to MOFAD/FC and the implementing partners towards implementation of the Fisheries Gender Mainstreaming Strategy. During the quarter, the following initiatives were carried out under the various sub components:

#### ***Training of MOFAD/FC National and Regional staff on Gender Mainstreaming Strategy***

In order to ensure that the leadership of MOFAD and FC understand the Gender Mainstreaming Strategy that was developed for the Fisheries Sector in FY17, 18 Regional and Sectorial Directors and Deputy Divisional Heads were trained on the mainstreaming strategy. This was to ensure adequate supervision of the Zonal officers in implementing the strategy at the grass roots level. The participants deliberated on the strategy and identified current operations of the commission where the strategy could be mainstreamed. Also, SFMP engaged the Gender Focal Person for FC, to develop a coaching plan in supporting FC in implementing the strategy.

#### ***Training of Trainers for Leaders of Fisheries Associations***

Gender assessments conducted in Ghana's fisheries sector by SFMP identified gaps in the involvement of women in decision-making processes. To bridge this gap and mobilize women for improved fisheries management, SFMP has been providing ongoing training to women leaders in fishing communities. As part of this strategy to strengthen women groups affiliated with DAA, CEWEFIA and NAFPTA, a one-day gender leadership and conflict management training workshop was organized in the Western region. The training targeted selected leaders from six SFMP communities in the Central and Western regions. The communities included Ankobra, Axim, Shama, Elmina, Apam and Winneba. Participants gained skills in leadership, team building and conflict management. The workshop also

provided the platform to introduce women to sections of the fisheries law related to IUU fishing and how women can influence fishermen to comply with these laws.



**Figure 16: Adiza Ama Owusu (staff of Hen Mpoano) addressing participants**

## **IR 6 PUBLIC PRIVATE PARTNERSHIPS**

### ***Fisheries Future Plan (FFP)***

SFMP worked with the FFP partners, i.e., Millennium Insurance, UT Life Insurance and Vodafone to review the pilot Lessons Learned Report. At the end of the review, it was mutually agreed to refine the product as per sentiments from FFP policyholders. The refined FFP product would allow fisherfolk to save for their children's education; and withdrawal periods were scheduled to coincide with re-opening of schools.

SFMP also collaborated with the FFP partners to undertake a sensitization exercise at Shama, James Town and Moree. The essence of the exercise was to re-engage the policyholders after BIMA's exit from the FFP by providing assurance to customers on the sustainability of the FFP. The community sensitization exercise informed stakeholders and customers on future activities and provided feedback on some customers' concerns shared during the focus group discussions conducted in Q1.

SFMP organized a work planning workshop during the reporting period, with the FFP partners to design activities for Year 2 of the FFP partnership. The workshop brought together the FFP partners (Millennium Insurance, UT Life Insurance and Vodafone). At the end of the workshop, SFMP translated the partner work plan into a scorecard, to be used as a working tool to guide activities and serve as a monitoring matrix for successful scale-up of the FFP. Further, the program allowed partners to reflect on the pilot outcomes and devise strategies to ameliorate set-backs identified during the pilot to keep the FFP sustainably running and expanding. As of March 15, 2018 a total of 3,551 people were enrolled in the FFP in the pilot communities.

### ***Tigo Fishers' Network (TFN)***

SFMP undertook a survey to evaluate the TFN pilot initiative and explore sentiments among fisherfolk on digital financial services/mobile money usage. The study was undertaken in four fishing communities in Sekondi/Takoradi, Moree (Central region) and Elmina and Axim (Western region). About 180 respondents participated in the survey, responding to questions

about the TFN product, mobile money and mobile services. SFMP is currently analyzing the data to inform continued development of the TFN platform. The findings are expected to inform the type and nature of additional services, if any, to be considered in the TFN product preposition during the scale up in Q3/Q4.

### **Coordination with the USAID Global Development Lab**

SFMP supported IDEO.org (an implementing partner under the USAID Global Development Lab mSTAR program) in implementing a research program in Ghana focused on mobile money usage by fisherfolk. The research was completed and IDEO.org submitted their final report with findings to SFMP.

Related to this activity, SFMP had planned its own research with fisher folk to support its public-private partnerships: The TFN and the FFP. SFMP conducted a survey on mobile money, mobile services, and the TFN product with 180 fisherfolk.

## **IR 7 CAPACITY DEVELOPMENT**

### ***CSO Capacity Development***

#### *Developing SOPs for NAFPTA*

In an effort to strengthen the organizational structure of NAFPTA, SFMP engaged the leadership to constitute a working group, with responsibility to develop Standard Operating Procedures (SOPs) for running the association. SFMP supported the 9-member working group to develop 3 SOPs, which comprised of a board charter, administrative manual and a financial manual.

The SOPs were reviewed and adopted by all national and regional executives of NAFPTA. The final documents will be printed and distributed to the executives and members of NAFPTA as a working document.

#### *Capacity Development Programs for NAFPTA, GITA and GNCFC*

As part of the outcome of the Organizational Capacity Assessment (OCA) for NAFPTA, SFMP took advantage of the presence of the NAFPTA leadership during a workshop to build their capacity in evidence-based advocacy and fundraising in order to strengthen their impact in the sustainable management of Ghana's fisheries resources. The workshop equipped them with an understanding on the need to solicit for funds to enhance the operations of the association.

#### *Review of GNCFC action plan*

During the quarter, the GNCFC worked with SFMP partner to review the findings of their OCA and action plan; and discuss the way forward towards strengthening their organizational capacity. SFMP engaged GNCFC to plan amendment of its constitution and to identify leadership training programs needed for its membership.

Capacity Assessment and Development for NAFAG is still on-going. Results from the self-assessment carried out by members of NAFAG was analyzed, which indicated the need to support NAFAG to develop their capacity. The results would be discussed with NAFAG executives and this would be followed by on-site OCA assessment.

### **Degree Students and UCC Visiting Scholar at URI**

URI welcomed UCC PhD candidate Rebecca Essamuah for the spring semester as a URI Visiting Scholar, auditing classes and working closely with Dr. Richard Burroughs of the Department of Marine Affairs as well as participating in the weekly CRC-led seminar. A PhD candidate Evans Arizi also returned from an extended period of field research in Ghana to

prepare for his comprehensive examinations. Long-time Emeritus Director of the Coastal Resources Center, Stephen Olsen, taught two classes of the seminar, bringing his detailed views on the policy process, elements of good governance and the need to focus on outcomes to the fisheries management discussion. Spring 2018 is the final full semester of studies and research for Ivy Akuoko, Vida Osei, Rosina Cobbina and Evelyn Takyi who are intensely engaged in writing and scheduling final paper presentations and research defenses.

## **PROJECT MANAGEMENT**

### ***Monitoring Evaluation Knowledge Management and Learning Plan***

During the quarter, the SFMP monitoring and evaluation unit organized a capacity building workshop for the implementing partners monitoring and evaluation and program officers on the revised monitoring and evaluation plan for FY18. The unit also conducted routine monitoring visit to project sites to interact with project beneficiaries to capture project outcomes and benefits of the intervention in the areas of post-harvest and fisher-to-fisher dialogues. Within the period, the unit continued to collect and track implementing partner's deliverables for reporting to USAID. A knowledge tree was constructed as a means to help share key information on fisheries and the project during trainings, workshops, sensitization and other outdoor programs. The unit is currently collating the key project and fisheries information to be printed.

Findings from the routine monitoring are as follows:

The team visited two mangrove restoration sites along the Ankobra river. It was realized that the mangroves were well established at both sites. Though some of the mangrove could not survive, the rate of death was minimal.



**Figure 17: Ankobra mangrove nursery and restoration site.**

The MSME beneficiaries from Western, Central, Greater Accra and Volta regions indicated that their main challenge was lack of funds. Because they do not have capital, they are not given the opportunity by the fishers to buy good fish.

The Ahotor Oven beneficiaries indicated that they were pleased with the performance of the Ahotor oven, but the cost of construction is high; and that the oven is slow in processing the fish as compared to the Morrison stove. They indicated that this might affect the rate of processing during bumper harvest. Also it was not suitable for processing smaller fish.

34 fisherfolk (32 fish processors and 2 fishermen) interacted with on the additional weekly non fishing day, indicated their awareness and readiness to observe it. They urged the



government to codify the additional day and acknowledge the chief fishermen to assist in enforcement.

All 34 fisherfolk admitted that the number of canoes has increased at each landing site. Some believed that this has contributed to the decline in the fish stock. However, they were not in agreement to closing access as they believe future generations need to be allowed to own canoes. They further suggested each fisherman should own not more than one canoe.

On close season, all the fisherfolk said they have heard of the closed season; and the purpose is to rebuild the depleted fish stocks. Some of the fish processors agreed whilst others did not. It was realized that those who agreed to the closed season were those who had participated in the F2F training events. More sensitization needs to be done on close season for both the fishers and fish processors to buy into the concept before implementation.

### **Field Monitoring by implementing partners**

Monitoring visits were also conducted by the M&E officers to assess progress and other areas of concern. They realized that SFMP beneficiaries for the past years expressed their gratitude for the capacity the project had given and helped them improve their businesses.



**Figure 18: A monitoring visit by the M&E Officer from DAA**

The visit also revealed that some of the Ahotor ovens built for the vulnerable households had been abandoned whilst others are unusable due to incomplete construction. The oven builders have been contacted after the visit to complete and retrofit old ones to make them fully usable.

### **Implementation Challenges**

Due to the delayed completion of the DFTC, some activities mostly relating to the media and documentary have delayed. However, the period has also afforded us the opportunity to prepare the background information and documentation for media engagements.

The main implementation challenge for the quarter was inadequate funding and delays in funds transfer for activities; due to monthly invoicing and delays in funds transfer.

### **M&E Plan and Update**

The M and E plan was revised and updated for FY18, and have been approved by USAID for use.

### **3. INTEGRATION OF CROSSCUTTING ISSUES AND USAID PRIORITIES**

#### **3.1 Gender Equity and Female Empowerment**

Please see Section 2, IR5 for information on activities directly related to this issue.

#### **3.2 Sustainability Mechanisms**

SFMP consistently works closely with government representatives to assure sustainability of project interventions. Organizational capacity assessments were conducted near the end of Year 3 of partner organizations to inform the last two years of SFMP capacity development. A key issue with government partners continues to be lack of organizational capacity because of the relative newness of the MOFAD and FC. Insufficient staff capacity is directly linked to underfunding by Parliament. A recent Ghana government study estimated that over 1000 staff were needed in 2018 to meet Ministry and Fisheries Commission responsibilities. Parliament approved less than 100. This situation creates challenges for SFMP that are beyond the control of project staff. However, as the new administration enters its second year SFMP is gaining new and encouraging traction on reforms and innovations. The project continues to link its government capacity development efforts to NGO engagements to reinforce planning and implementation and it is expected that the suite of reforms and innovations supported by SFMP will be sustained past the life of project.

The Fisher-to-Fisher program is linking government directly to stakeholders is showing particularly promise in ensure broad support for SFMP-introduced innovations. Regional Fisheries Commission officers and some chief fishermen are adopting this platform and funding with their own funds.

Early in Year 5, the last year of SFMP, a more detailed sustainability plan will be developed that outlines specific SFMP preparations for sustained action past the life of the project.

#### **3.3 Environmental Compliance**

To avoid environmental failure and safeguard the reputation of USAID, SFMP complies with USAID environmental compliance regulations and procedures.

During this reporting period, the two major construction activities that were monitored included; DAA Fisheries Training Center and the CEWEFIA Training Center. These activities are ongoing from earlier periods. During the construction of these centers, the contractors ensured that mitigation measures from the EMMP attached to their contracts were adhered to.

Observations made during the visits showed that the general environmental conditions of these construction sites were good and no infractions were noted. However, the electrical installations at the DAA center are yet to be completed. Some recommendations were made for both sites as construction approaches the completion stage.

- Construction sites should be cleared of all residues including broken bricks, wood and nails
- All openings including constructed manhole should be covered to avoid accidents.

#### **3.4 Global Climate Change**

See Section 2, IR4.1: Planted mangroves stocks may be impacted by rising sea surface temps.

### 3.5 Policy and Governance support

See Section 2, IR1 which describes SFMP’s policy and governance support initiatives.

### 3.6 Local Capacity Development

See Section 2, IR7 for capacity development activities of government, producer, processor and CSO groups.

### 3.7 Public Private Partnerships

See Section 2, IR 6 for activities on development of public-private partnerships.

### 3.8 Science, Technology, and Innovation

See section 2, IR 2 and IR 6 for activities on the scientific and technical innovations achieved during the quarter.

## 4. STAKEHOLDER PARTICIPATION AND INVOLVEMENT

### SFMP stakeholder involvement and progress in women’s engagement in livelihoods and policy

SFMP works through its implementing partners to continuously engage stakeholders including government agencies, the private sector and fisherfolk at the community, district, regional and national level.

Previously, SFMP reported on stakeholder engagement information for Project years 1 and 2, including information on both the number and proportion of new individual engagements (men and women) in those years, as well as cumulative involvement. This information was updated through Year 3, combining Trainet event data and other public events. A cumulative total of 9,942 participants were involved in 244 events, 6177 female (62 percent) and 3765 men (38 percent) as represented in Figure 19 which covers project years 1 through 3.

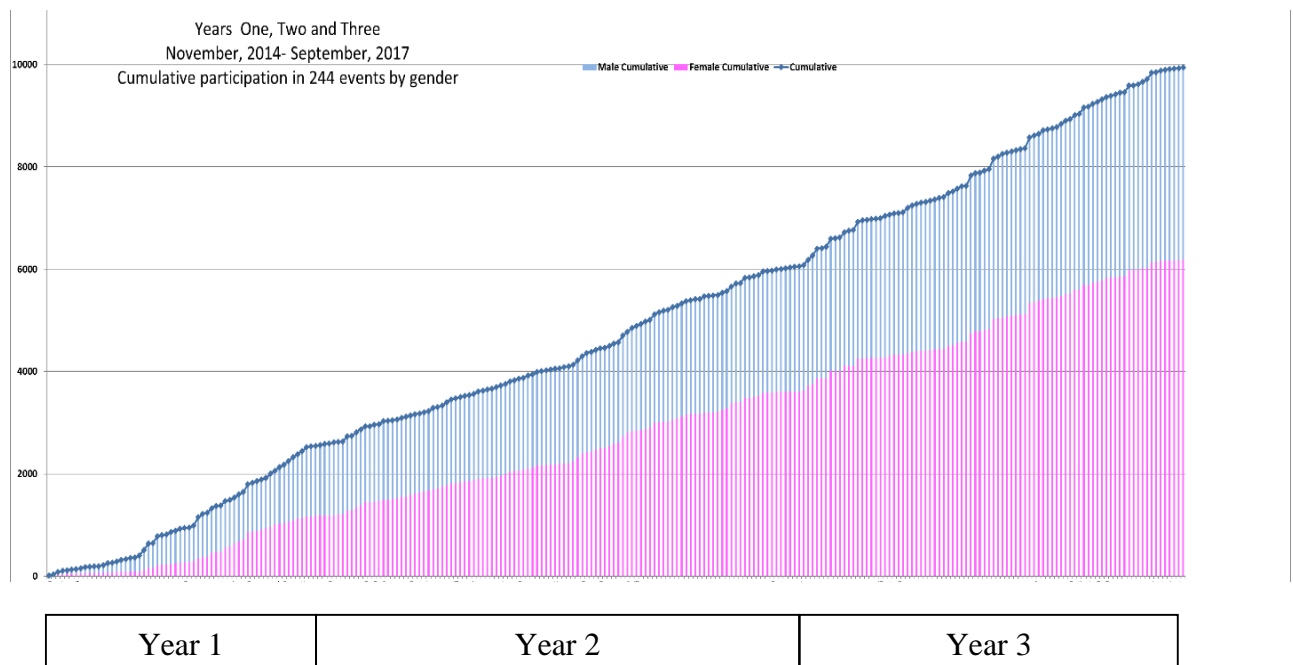
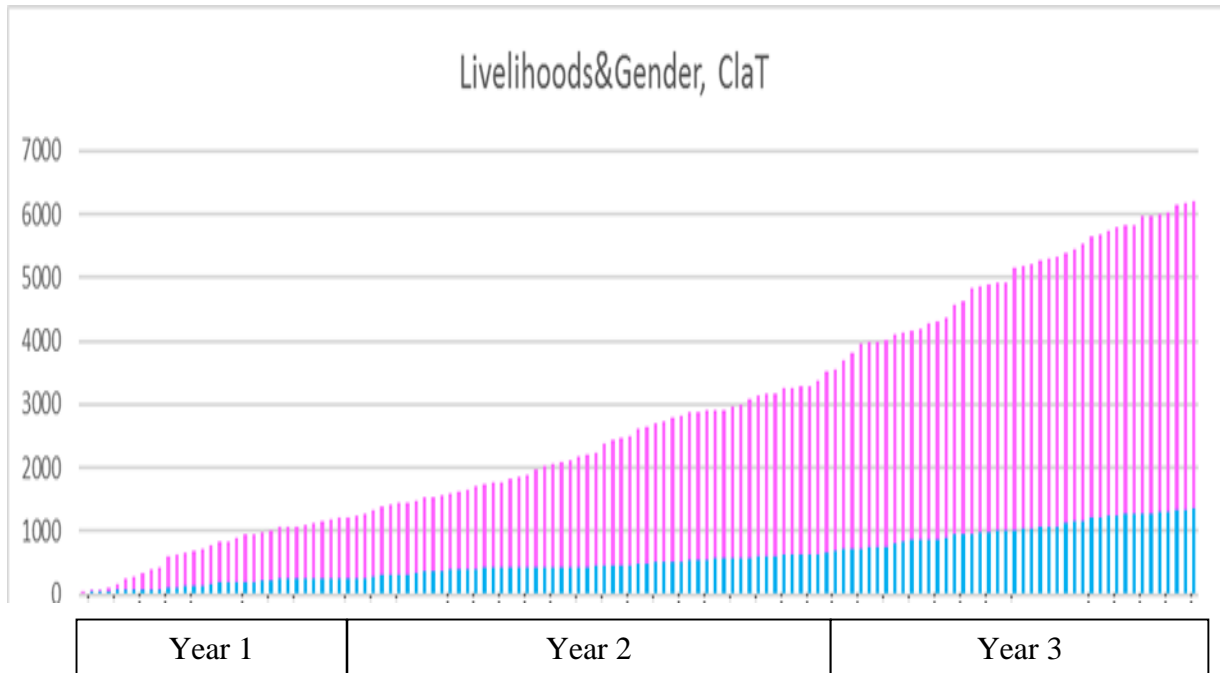


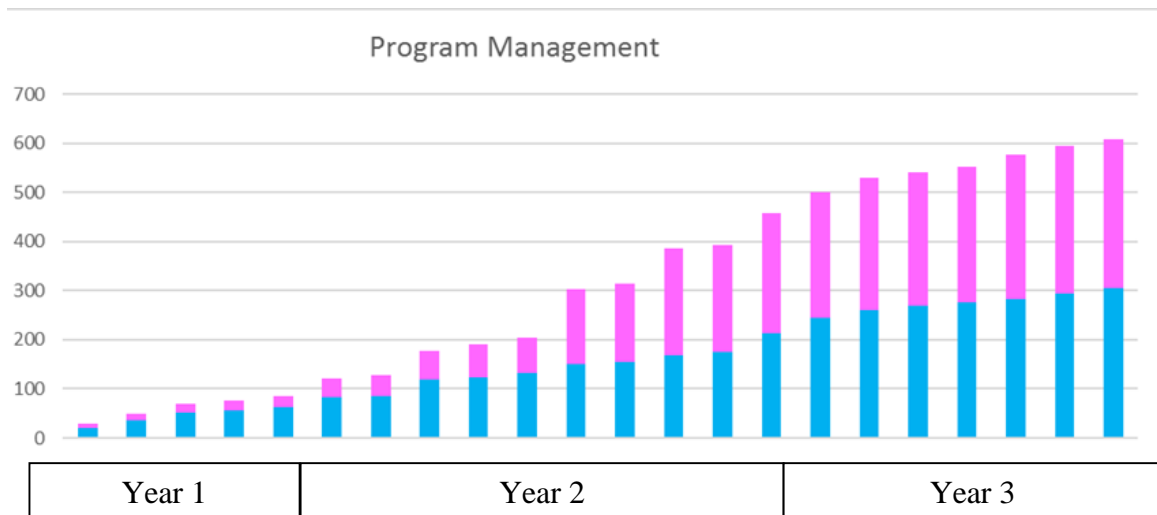
Figure 19: Cumulative number of SFMP participants in 244 events

An initial breakdown of events was created as a way to explore trends over the previous three years. Of 131 events related to livelihoods (Figure 20), 4849 out of 6201 participants, or 78 percent are women.



**Figure 20: Cumulative number of participants in livelihoods related events (6201)**

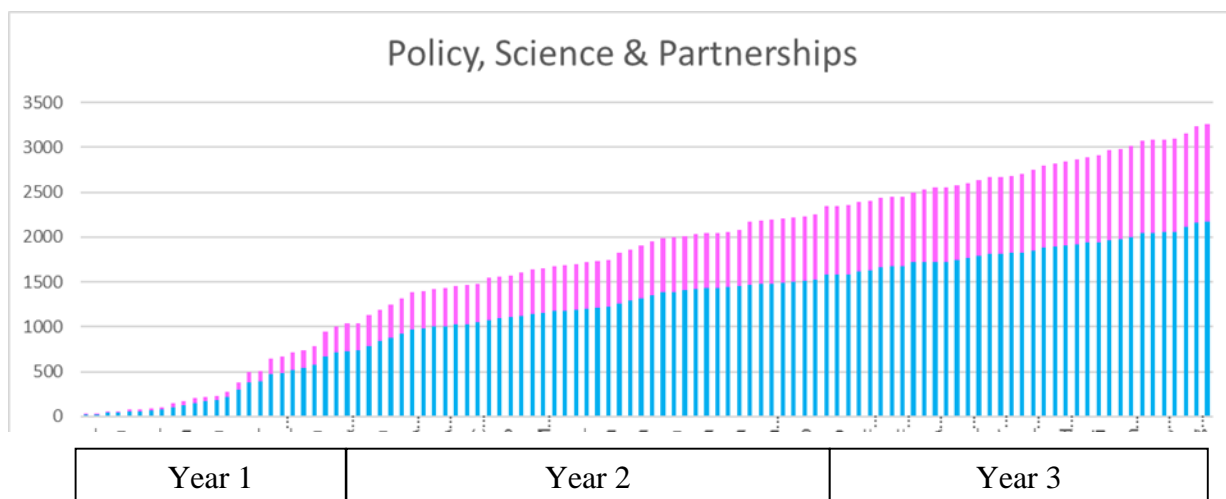
In 22 program management events by the end of Year 3, 50% of the 609 participants were women, as shown in Figure 21.



**Figure 21: Cumulative number of participants in project management events (609)**

Using event data is not as clear for improving women’s engagement. Although the selection of 104 events with 3255 cumulative participants shows women’s engagement increasing to 33 percent; this information may not be fully capturing key larger public events as well as significant smaller events where groundbreaking engagement is taking place.





**Figure 22: Cumulative number of participants in policy, science and partnership events (3255)**

In addition, project events do not reflect the full organizational engagement of project partners and collaborators including CEWEFIA, DAA, and NAFPTA. An overall review of progress in implementing the SFMP gender strategy in Quarter 3 will include a more detailed examination of ways to better capture progress, as well as challenges in women’s engagement with fisheries policy in all phases of the industry.

## 5. MANAGEMENT AND ADMINISTRATIVE ISSUES

Funding for SFMP Year 4 (FY18) was received half way through the implementation year. Even though the University of Rhode Island provided a Dean’s Pledge of US\$1 million in bridging funding, the delay in receipt of USAID funds required a slowdown in activities across all partners in order to ensure funds were on hand to retain staff and maintain office operations. Funding was received at the end of Quarter 2 with 6 months left in the implementation year. It is not yet clear the implications this will have on the original schedule for implementation or utilization of total Year 4 funds.

Parallel to late funding, Quarter 2 saw the reemergence of momentum for revision of the national fisheries act and implementation of a one-month closed season for the entire fishing sector, both targeted for August 2018. Because of the short timeframe set by the government, it is not clear that current SFMP staff numbers will be able to fully meet the needs to achieve the August 2018 target set by the government and additional staff may be needed. Early in Quarter 3, the CoP will lead an overall review of budget expended versus budget available relative to targets and needs and may make recommendations for changes in the work plan. Needs and any recommended changes that emerge will be discussed with USAID and the SFMP program manager at CRC.

At the end of Year 3 and beginning of Year 4, SFMP lost two-thirds of its communication unit staff. Recruitment of new staff proceeded quickly but this still resulted in capacity gaps going into the current quarter. New staff were recruited and the reconstituted team is operating at full capacity and with an improved complement of skills.

Based on the official audit conducted in Year 3, URI decided to move to monthly invoicing and funding of partners, instead of the previous quarterly invoicing to reduce risk. This resulted in significant increase in reporting burden to all partners and a corresponding increase in report review burden on the SFMP core team. Importantly, due to late invoicing from SFMP’s implementing partners, this also created funding flow issues for partners. As a

result, URI has now agreed to two-month invoicing going forward, with the potential to return to quarterly invoicing if needed.

Year 3 was a particularly intensive year for activities and corresponding reporting. The combined burden of reporting while carrying implementation resulted in some SFMP implementing partners accruing a high backlog of documents and reports that also delayed uploading to GhanaLinks and CRC websites. Since the beginning of Year 4, SFMP has reduced its backlog of reports and documentation from over 120 to under 50 with a target of clearing all backlogged documents and reports by the end of Quarter 3.

## **6. LESSONS LEARNED**

Following are a few highlights of lessons learned during the course of implementation of project activities this quarter.

Fisher folk engagement around market development for the Ahotor oven revealed that women fish processors had perceived the price of the Ahotor oven to be high in part because the price was always quoted combined with the cost of trays. However, the women typically already own trays; they only need the oven, which comes at a cost of GHS 825 for the single unit and GHS 1,610 for the double. Moreover, the specification of the oven can be altered to accommodate the size of the existing trays.

Through collaboration with the multidisciplinary stakeholder committee on implementation of the Class I recognition scheme the project gained the commitment of MOFAD/FC and other stakeholders towards ensuring sustainability and acceptance of this scheme.

SFMP is increasing its engagement of assistants to the directors rather than expecting directors themselves to be always available. This requires gently facilitating a change in mindset within the FC. Past practices have been that all decisions are made only by directors. SFMP is now specifically inviting lower echelon staff to directly engage in project activities, at once encouraging a change in the organizational mindset and building the capacity of junior staff to take on larger responsibilities in future roles.

## **7. PLANNED ACTIVITIES AND EVENTS FOR NEXT QUARTER**

Selected highlights of upcoming activities in the FY 18 second quarter include:

### **IR1**

- Stakeholder engagement on fisheries bill – April to June, 2018.
- Meeting with producer associations (GNCFC, GITA, NAFPTA, etc) – April and June 2018.
- Beach level meeting with fisher folks coast-wide on co-management – April to June, 2018.
- National dialogue on coastal zone management – May 2018.
- Meeting with parliamentary committee on fisheries April, 2018.
- Dissemination of *sardinella* stock discrimination analysis (DNA), and update on small pelagic fish stock assessment and management recommendations – May 2018.

### **IR2**

- CSLP wetland/mangrove delineation – April to May 2018.
- Fisheries leadership course – April, 2018.
- Improving FC-FSSD stock assessment capacity – April to June, 2018.
- UAV image acquisition and analysis/processing (Ankobra, Pra and Densu) – June 2018.

- Provision of geographical data for USAID Ghanalinks portal - April to June 2018.

### **IR 3**

- Fisher to fisher dialogue in Central and Western regions – April 2018.
- Fisher’s leadership course for community-based fisheries management committee members in Densu, Ankobra and Pra. – April 2018.
- Additional holiday declaration by stakeholders – April 2018.
- World oceans day celebration – June, 2018.
- Half-year radio programs on CLaT, Post-Harvest and other related messages such as over capacity - May and June, 2018.
- IEC materials for Post-Harvest and CLaT - April - June, 2018.

### **IR4**

- Implementation of Pra Fisheries Co-management Plan. Close areas, Fishing Gear regulations, etc. April 2018.
- Western Region Fisheries Working Group Regional Meeting with NFMP, GNCFC, Canoe/Gear Owners, Boat/Canoe Captains, Service Boys and crew members. April 2018.
- Central Region Fisheries Working Group Regional Meeting with NFMP, GNCFC, Canoe/Gear Owners, Boat/Canoe Captains, Service Boys and crew members. April 2018.
- Volta Region Fisheries Working Group Regional Meeting with NFMP, GNCFC, Canoe/Gear Owners, Boat/Canoe Captains, Service Boys and crew members. April 2018.
- Regional Traditional Leaders’ Engagement on implementation of National Fisheries Management Plan and CLaT. - April 2018.
- Regional Traditional Leaders’ Engagement on implementation of National Fisheries Management Plan and CLaT. May 2018.
- Western Command Support Competence-Based processes for enhanced deterrence for Fisheries Management Plans. May 2018.
- Eastern Command Support Competence-Based processes for enhanced deterrence for Fisheries Management Plans. June 2018.
- Pilot and support Healthy Fish Certification program in the Volta Region - April – June, 2018.
- Collaborating with SNV to improve on the financing channels available to fish processors in the Volta and Western Regions - April – June, 2018.
- Working with DAA and SNV to set up VSLAs for 250 women fish processors in the Volta Region and the intervention zones of DAA to enable them save for the construction of the Ahotor oven. - April – June, 2018.
- Launching an awareness campaign targeting both fish processors and smoked fish consumers by developing key messages on radio, cooking shows on television and development of a documentary. - April – June, 2018.
- Healthy Fish handling, Consumer awareness and improved Oven Campaign (AHOTOR ) – April to June 2018.
- Bi-monthly follow-up meetings with members on Post-harvest value chain, Focus group/Follow-up on small meetings to discuss Family Planning issues, etc. – April to June, 2018.
- Community drama performances, TV, Video shows on Post-harvest and Resource Management. – April to June, 2018.

- Train and form VSLA groups in targeted communities – April, 2018.
- Train MSME in value addition to processed fish – May to June 2018.
- Monitoring of MSMEs’ activities (DQF) – April and June, 2018.
- Continuous coaching support to GOG (MOFAD, FC, MoGCSP, MMDAs, GES) staff, Fisheries Associations and IPs on implementation of the CLaT strategy and related CLaT issues - April, 2018.
- Orientation (training) for the leadership of fisheries associations, co-operatives, and unions (NAFPTA, GNCFC) and GES - Heads of Schools, School Management Committees and teachers on CLaT issues, - May, 2018.
- Anti-CLaT implementing partner coordination - May, 2018.
- Community drama performances, TV, Video shows on CLaT – April to June, 2018.
- Visit churches to give talk on CLaT issues – April to June, 2018.

#### ***IR5***

- Coaching support to FC on implementation of the Gender Mainstreaming Strategy (The Gender Desk for FC) – April, 2018.
- Leadership and Conflict Management training (Hownam Dialogue) for Greater Accra Region – June, 2018.

#### ***IR6***

- Re-introduce the refined FFP product to the pilot communities (James Town, Shama and Moree).
- Liaise with the FFP partners to train sales agents that Vodafone will recruit to lead distribution of the product. Fixed agents (mobile money merchants) will also be part of the training to assist in distribution and customer support services in FFP communities.
- The FFP will scale up by introducing the initiative in other fishing communities through active marketing and sensitization by the FFP partners.
- Design and lead a survey of fisher folk, focused on the FFP product, savings and mobile money; and produce a findings memo
- Liaise with Airtel-Tigo to work with the Fisheries Commission (FC) to pilot the tech platform that will allow FC to send fisheries information to fisher folk.
- Analyze the TFN pilot and mobile service survey data collected in Q2 and develop a findings memo on the outcome of the survey.
- Lead a Year 2 work planning session with TFN and develop a Year 2 work plan/scorecard for the partnership.
- Conduct focus groups for a TFN pilot review and develop a lessons learned paper, to build on the survey conducted in Q2.
- Resonance will work with Airtel-Tigo to introduce the product to other fishing communities, including marketing and sensitization efforts to encourage enrollment among fisher folk in new TFN communities.
- Review the recommendations of the IDEO.org research report with private sector partners.
- For SFMP-led fisher folk surveys for the TFN and FFP: a findings memo will be submitted for the TFN survey conducted in Q2, and the FFP survey and findings memo will be completed in Q3.

#### ***IR7***

- Mid Term Review of Action Plans for GITA/NAFPTA - April, 2018.

- Capacity Assessment and Development for NAFAG April - June, 2018.
- Capacity Development Programs for NAFPTA, GITA and GNCFC per issues identified in their OCA April - June, 2018.

## 8. FINANCIAL INFORMATION

Table 4: Financial Information

Budget Item	Total Funds Obligated to Date March 31, 2018 (US\$)	Total Funds Expended to Date, through March 31, 2018 (US\$)	Balance of Sub-Obligated Funds Remaining as of March 31, 2018 (US\$)	Estimated Expenditures and Encumbrances April 1 - June 30, 2018 (US\$)
Direct Costs	8,318,233	7,316,722	1,001,511	500,000
Subgrantees and grants	8,060,480	6,905,286	1,155,194	800,735
Construction	259,606	185,000	74,606	0
Training	165,180	155,180	10,000	10,000
<i>Total Direct</i>	<i>16,803,499</i>	<i>14,562,188</i>	<i>2,241,311</i>	<i>1,310,735</i>
Indirect	2,267,331	1,902,348	364,983	130,000
<b>Total</b>	<b>19,070,830</b>	<b>16,464,536</b>	<b>2,606,294</b>	<b>1,440,735</b>

## ANNEX A: PROGRESS SUMMARY

The summary table below includes all standard USAID indicators as shown in Section 1.2 as well as SFMP custom indicators. It measures planned versus achieved during the reporting quarter and gives a cumulative performance in each quarter.

Table 1(a): PMP Indicator progress - USAID Standard Indicators and Project Custom Indicators

Indicator	Data Source	Baseline Data		FY 2018		Quarterly Status – FY 2018				Annual Performance Achieved to Date (in %)	Comment(s)
		Year	Value	Annual Cumulative Planned Target	Annual Cumulative Actual	Q1	Q2	Q3	Q4		
<b>Project Goal: Rebuild targeted fish stocks via adoption of sustainable practices and exploitation levels</b>											
<b>Project Goal Indicators</b>											
Number of hectares in areas of biological significance and/or natural resource showing improved biophysical conditions as a result of USG assistance (EG 4.8.1-1)	Biophysical assessments, landing data, maps	2015	0	Tracked	N/A	N/A	N/A	N/A	N/A	N/A	This indicator is tracked annually (Quarter 4)
Number of indirect project beneficiaries (number), the percentage of which are female (percent)	Project record and surveys	2015	0	Counting 130,000 if the close season or second fishing holidays is adopted	N/A	N/A	N/A	N/A	N/A	N/A	This will be counted when management measures are implemented (e.g. closed season or second fishing holiday).
1.a Biomass to produce MSY ( $B_{msy}$ ) (Project Indicator)	Project record and surveys	2015	0	Stable /increasing (Assumes major management measures put in place)	2017 Biomass is low at B=21,750 MT.	0	2017 Biomass is low at B=21,750 MT.	N/A	N/A	2017 Biomass is low at B=21,750 MT. (7%)	Results if Biomass for 2017 of 21750MT is far below target of 310,000MT MSY.
1.b Fishing Mortality at MSY ( $F_{msy}$ ) (Project Indicator)	Project record and surveys	2015	0	Stable/decreasing (Assumes major mgt.	2017 fishing mortality is F= 0.88	0	2017 fishing mortality is F= 0.88	N/A	N/A	2017 fishing mortality is F= 0.88	0.88 is high as compared to rebuilding FMSY target of F=0.3



Indicator	Data Source	Baseline Data		FY 2018		Quarterly Status – FY 2018				Annual Performance Achieved to Date (in %)	Comment(s)
		Year	Value	Annual Cumulative Planned Target	Annual Cumulative Actual	Q1	Q2	Q3	Q4		
				measures put in place							
<b>Intermediate Result (IR): POLICY: Strengthened enabling environment for marine resources governance</b>											
Number of agricultural and nutritional enabling environment policies completing the following processes/steps of development as a result of USG assistance in each case: (FTF 4.5.1(24)) 1. Analysis 2. Stakeholder consultation/public debate 3. Drafting or revision 4. Approval (legislative or regulatory) 5. Full and effective implementation	Copies of laws, policies, strategies, plan or regulation	2015	0	Fish Act – Step 3	Fish Act -Step 2-ongoing	Fish Act - Step 2-ongoing	Fish Act -Step 2-ongoing	N/A	N/A	Fish Act-Step 2-ongoing	Targets will be achieved by quarter 4. CLaT strategy and Co-management Policy projected to be approved in Q3.
				NMFMP - Step 4	NMFMP - Step 3	NMFMP - Step 3	NMFMP - Step 3	N/A	N/A	NMFMP - Step 3	
				Co-mgt. policy –Step 4	Co-mgt policy Step 4 –ongoing	Co-mgt policy Step 4 – ongoing	Co-mgt policy Step 4 – ongoing	N/A	N/A	Co-mgt policy- Step 4 –ongoing	
				Ankobra (CBFMP) - Step4	Ankobra CBFMP- Step 3	Ankobra CBFMP - Step 3	Ankobra CBFMP - Step 3	N/A	N/A	Ankobra CBFMP - Step 3	
				Pra (CBFMP) - Step 4	Pra CBFMP-Step 3	Pra CBFMP- Step 3	Pra A- Step 3	N/A	N/A	Pra CBFMP-Step 3	
				Densu (CBFMP) - Step 4	Densu (CBFMP) - Step 3	Densu (CBFMP) -Step3	Densu (CBFMP) -Step3	N/A	N/A	Densu (CBFMP) - Step 3	
				CLaT strategy – Step 4	CLAT - Step 4- Ongoing	CLAT - Step 4- Ongoing	CLAT - Step 4- Ongoing	N/A	N/A	CLAT - Step 4- Ongoing	
<b>Intermediate Result (IR): SCIENCE &amp; RESEARCH: Increased use of science and applied research to inform decision-making, law enforcement and the implementation of management plans</b>											
Number of institutions with improved capacity to develop and implement managed access fisheries management plans	Project records, capacity assessment reports	2015	0	19 (16 Ongoing, 3 New added)	N/A	N/A	N/A	N/A	N/A	N/A	Indicator will be tracked at the end of FY 2018
<b>Intermediate Result (IR): CONSTITUENCIES: Constituencies and political will for policy reform &amp; implementation built</b>											
Number of days of USG funded technical assistance in NRM and/or biodiversity	Trip reports, project records	2015	0	770	219 (28%)	76	143	0	0	219 (28%)	Indicator target to be achieved as

Indicator	Data Source	Baseline Data		FY 2018		Quarterly Status – FY 2018				Annual Performance Achieved to Date (in %)	Comment(s)
		Year	Value	Annual Cumulative Planned Target	Annual Cumulative Actual	Q1	Q2	Q3	Q4		
provided to counterparts or stakeholders (EG 4.8.1-28)											most external TA planned for Q3.
Number of information products disseminated in local media reports, radio shows, conference papers, and research studies (Project indicator).	Sample of reports	2015	0	63	30 (48%)	15	15	N/A	N/A	30 (48%)	On target
<b>Intermediate Result (IR): APPLIED MANAGEMENT: Improved management of marine resources</b>											
Number of hectares of biological significance and/or natural resources under improved natural resource management as a result of USG assistance (EG 4.8.1)	GIS Maps, policy documents	2015	0	3205 hectares	N/A	N/A	N/A	N/A	N/A	N/A	Activities ongoing. Indicator target will be fully tracked in quarter 4
Number of DAs supported with USG Assistance (Ghana CDCS, IR 2.3 indicator)	Project records, mgt.t plans	2015	0	5	6 (120%)	6	6 ongoing	N/A	N/A	6 (120%)	Target achieved and ongoing assistance to DAs.
Improvement in fisheries enforcement and prosecutorial chain to counter IUU fishing (increase/decrease in prosecutions and percent that lead to conviction) (Project Indicator)	Project, police, district attorney, and FEU records	2015	0	Increasing	Unknown	Unknown as data not received yet	N/A	N/A	N/A	Not able to determine	Will be report when data is acquired from western command.
Number of climate vulnerability assessments conducted as a result of USG Assistance (EG 4.5.1)	Assessment reports	2015	0	N/A	N/A	N/A	N/A	N/A	N/A	N/A	No target for FY 18. Target for LOP met – 2
Number farmers and others who have applied new technologies or management practices as a result of USG assistance (FtF 4.5.2)	Project records	2015	0	100,000 (assumes national closed season or other measure for canoes/small pelagics adopted)	0 (0%)	0	0	N/A	N/A	0 (0%)	No significant management measure yet implemented by FC. This indicator will be tracked when management measures are implemented
Number of micro, small and medium enterprises (MSMEs), including farmers,	training participant records, lists of	2015	0	950	216 (23%) M-41(19%) F- 175 (81%)	37 M-37 F-0	179 M-4 F-175	N/A	N/A	216 (23%) M-41(19%) F-175 (81%)	Indicator target will be fully accomplished by

Indicator	Data Source	Baseline Data		FY 2018		Quarterly Status – FY 2018				Annual Performance Achieved to Date (in %)	Comment(s)
		Year	Value	Annual Cumulative Planned Target	Annual Cumulative Actual	Q1	Q2	Q3	Q4		
receiving business development services from USG assisted sources (FtF 4.5.2)	micro-enterprises supported										the end of quarter 4. Activities are scheduled in in Q3 and Q4
Value of agricultural and rural loans as a result of USG assistance (RAA) (WOG) EG.3.2-6	Private sector financial records, program data	2015	0	\$37,723	771 (2%)	0	771	N/A	N/A	771 (2%)	Banks processes are completed and are set to provide loans to more MSMEs in Q3 and Q4
Number of micro, small, and medium enterprises (MSMEs), including farmers, receiving agricultural-related credit as a result of USG assistance (RAA) EG.3.2-3	Private sector financial records, program data	2015	0	100	5 (5%)	0	5	N/A	N/A	5 (5%)	Banks processes are completed and are set to provide loans to more MSMEs in Q3 and Q4
Value of new private sector investments in select value chains (FTF 4.5.2-38)	Private sector financial records, program data	2015	0	Tracked, no target	\$ 15046	\$ 15046	0	N/A	N/A	\$ 15046	Indicator Target on track
Number of food security private enterprises (for profit), producers organizations, water users associations, women's groups, trade and business associations, and community-based organizations(CBOs) receiving USG assistance (RiA) (WOG) (FTF 4.5.2(11))	Project document	2015	0	6 (2 new-NAFAG & GIFA)	5 (83%)	2	3	N/A	N/A	5 (83%)	Target will be achieved as support to the other 6 groups will be given from quarter 2 to 4.
Number of members of producer organizations and community based organizations receiving USG assistance (S)(FTF 4.5.2(27))	Project documents	2015	0	2530	842 (33%) M-63(7%) F-779 (93%)	285 M-22 F263	557 M-41 F-516	N/A	N/A	842 (33%) M-63(7%) F-779 (93%)	More activities scheduled in Q3 to Q4. Target to be achieved by end of FY 18.
<b>Cross Cutting Indicators</b>											
Number of public-private partnerships formed as a result of Feed the Future assistance (S) (FTF 4.5.2(12))	Project documents	2015	0	0	N/A	N/A	N/A	N/A	N/A	N/A	No target for FY18 LoP target already achieved - 2
Number of people receiving USG supported training in natural resources management	Project training reports	2015	0	3,124	1,373 (44%) M-751(55%)	117 M-55	1,256 M-696	N/A	N/A	1,373 (44%) M-751(55%)	Indicator target will be achieved.

Indicator	Data Source	Baseline Data		FY 2018		Quarterly Status – FY 2018				Annual Performance Achieved to Date (in %)	Comment(s)
		Year	Value	Annual Cumulative Planned Target	Annual Cumulative Actual	Q1	Q2	Q3	Q4		
and/or biodiversity conservation, and climate change, disaggregated by gender (EG 4.8.1-27/ 4.8.2-6)	and participant lists				F-622(45%)	F-62	F-560			F-622(45%)	Activities are scheduled to be implemented in Q 3 to Q4.
Number of person hours of training in natural resources management and/or biodiversity conservation supported by USG assistance (FtF 4.8.1-29)	Project training report.	2015	0	42,328	13,403 (32%) M-7,166 (53%) F-6,237 (47%)	1,278 M-544 F-734	12,125 M-6622 F-5503	N/A	N/A	13,403 (32%) M-7,166 (53%) F-6,237 (47%)	Indicator target will be achieved. More activities to be implemented in Q 3 to Q4.
Number of individuals who have received USG-supported short-term agricultural sector productivity or food security training (RAA) (WOG) EG.3.2-1	Project training report.	2015	0	4074	1,589 (39%) M-792(50%) F-797(50%)	154 M-92 F-62	1,435 M-700 F-735	N/A	N/A	1,589 (39%) M-792(50%) F-797(50%)	Indicator target will be achieved. More activities to be implemented in Q3 to Q4.
Number of individuals who have received USG-supported degree-granting agricultural sector productivity or food security training (RAA) EG.3.2-2	Project training report.	2015	0	5	5(100%) M-1(20%) F-4(80%)	5 Ongoing M-1 F-4	5 Ongoing M-1 F-4	N/A	N/A	5(100%) M-1(20%) F-4(80%)	Indicator target achieved. All 5 students continuing. 4 projected to graduate in FY18, one in FY19.

## ANNEX B: TRAINET REPORT

This report includes trainings that count towards two indicators: including farmers, receiving business development services from USG assisted sources (FtF 4.5.2-37), and Number of people receiving USG supported training in natural resources management and/or biodiversity conservation, and climate change, disaggregated by gender (EG 4.8.1-27/ 4.8.2-6). For indicator reporting they are included in one or the other of these result areas based on the type of training provided, but not double counted in any cases for both indicators.

**Table 5: Trainings Reported for the Period January 1 – March 31, 2017.**

Program Name	Start Date	End Date	USAID Budget (USD)	USAID Actual (USD)	Total Male Participants	Total Female Participants	Total Participants	USAID Budget Per Participant (USD)
VSLA Refresher Training Workshop, Ellebelle- HM Y4 Q2	2/5/2018	2/6/2018	1623	1623	9	12	21	77
Gender Advocacy and Leadership Training, Takoradi -HM Y4 Q2	1/16/2018	1/17/2018	4469	4469	1	53	54	83
Training on Hygienic Handling of fish class 1 certification guidelines, Keta- SNV Y4Q2	2/6/2018	2/16/2018	3227	3227	4	161	165	20
Training for MOFAD/FC Directors on CLaT Strategy document and Gender Mainstreaming, Dodowa- SNV Y4Q2	3/14/2018	3/15/2018	16245	16245	14	9	23	706
Capacity building workshop for IP M&E and program officers, Takoradi - Y4Q2	1/18/2018	1/19/2018	8786	8786	12	3	15	586
Training of 13 processors on the use and maintenance of new processing shed, Elmina- CEWEFIA Y4 Q2	3/21/2018	3/21/2018	246	246	0	14	14	18
Learning Tour to Kpando Torkor, Kpando- SNV Y4 Q2	2/21/2018	2/23/2018	1797	1797	13	3	16	112
Supporting NAFPTA to develop SOPs, Dodowa - SNV Y4Q2	2/21/2018	2/23/2018	3889	3889	3	25	28	139
F2F Regional Training between GNCFC and NAFPTA, Ketu- CRC Y4Q2	1/23/2018	1/24/2018	6806	6806	234	104	338	20

Program Name	Start Date	End Date	USAID Budget (USD)	USAID Actual (USD)	Total Male Participants	Total Female Participants	Total Participants	USAID Budget Per Participants (USD)
F2F Regional training between GNCFC and NAFPTA, Prampram/Nungua/Jamestown - CRC Y4Q2	3/13/2018	3/27/2018	5415	5415	197	81	278	19
Two day Training in Advocacy Skills for CCPCs and Anti-CLaT advocates, Bakana-CEWEFIA, Y4Q2	1/30/2018	1/31/2018	4219	4219	53	30	83	51
Media Outreach, Takoradi -CRC Y4Q2	3/26/2018	3/28/2018	5090	5090	16	8	24	212
VSLA Financial Literacy training, Ahanta West- HM Y4 Q2	2/12/2018	2/14/2018	2784	2784	3	5	8	348
Identify and train church representatives as ambassadors of CLaT in the churches, Bakano- CEWEFIA Y4Q2	2/8/2018	2/9/2018	3324	3324	36	15	51	65
Capacity building workshop for IP Finance officers, Takoradi- Y4Q2	1/18/2018	1/19/2018	5728	5728	2	6	8	716
Train and Orient fisher groups associations on CLaT Batch 1, Winneba- DAA Y4Q2	2/20/2018	2/20/2018	135	135	1	37	38	4
Oyster Culture Establishment Training, Tsokomey - DAA Y4Q2	3/22/2018	3/27/2018	869	869	3	22	25	35
F2F Regional Training between GNCFC and NAFPTA, Ada- CRC Y4Q2	2/27/2018	2/27/2018	1669	1669	66	0	66	25
Marine Police Competence-Base Field Exercise, Takoradi- FON Y4Q2	11/13/2017	11/17/2017	1455	1455	29	3	32	42
Mangrove nursery establishment in Tsokomey, Tsokomey- DAA Y4Q2	2/15/2018	2/16/2018	2623	2623	3	115	118	22
Training of trainers for leaders of fisheries association, Takoradi- HM Y4Q2	2/20/2018	2/20/2018	860	860	1	26	27	32



Program Name	Start Date	End Date	USAID Budget (USD)	USAID Actual (USD)	Total Male Participants	Total Female Participants	Total Participants	USAID Budget Per Participants (USD)
Gambia study tour by some members of Densu Oysters Pickers Association – DAAY4Q2	3/21/2018	3/25/2018	\$2996.70	\$2996.70	0	3	3	999
<b>Total</b>			<b>84255.7</b>	<b>84255.7</b>	<b>700</b>	<b>735</b>	<b>1435</b>	<b>57</b>

## **ANNEX C: NEW PUBLICATIONS, OCTOBER 2017 TO MARCH 2018.**

### **IR 1 Strengthened Enabling Environment**

Adeborna D. (2017). Training Report on Anti-CLaT Strategies, Referral Process and Community Action Planning. The USAID/Ghana Sustainable Fisheries Management Project (SFMP). Narragansett, RI: Coastal Resources Center, Graduate School of Oceanography, University of Rhode Island and Netherlands Development Organisation. GH2014\_POL101\_SNV 19 pp.

[http://www.crc.uri.edu/download/GH2014\\_POL101\\_SNV\\_FIN508.pdf](http://www.crc.uri.edu/download/GH2014_POL101_SNV_FIN508.pdf)

Coastal Resources Center. (2018). Fisheries and Food Security: A briefing from the USAID/Ghana Sustainable Fisheries Management Project, January 2018. The USAID/Ghana Sustainable Fisheries Management Project (SFMP). Narragansett, RI: Coastal Resources Center, Graduate School of Oceanography, University of Rhode Island. GH2014\_POL055\_CRC 15 pp.

[http://www.crc.uri.edu/download/GH2014\\_POL055\\_CRC\\_FIN508.pdf](http://www.crc.uri.edu/download/GH2014_POL055_CRC_FIN508.pdf)

Friends of the Nation (2015). Marine Police Training Course Curriculum. The USAID/Ghana Sustainable Fisheries Management Project (SFMP). Narragansett, RI: Coastal Resources Center, Graduate School of Oceanography, University of Rhode Island and URI Fisheries Center. GH2014\_POL011\_FoN. 19 pp.

[http://www.crc.uri.edu/download/GH2014\\_POL011\\_FoN\\_FIN508.pdf](http://www.crc.uri.edu/download/GH2014_POL011_FoN_FIN508.pdf)

### **IR 2 Science and Research Applied to Policy and Management**

Coastal Resources Center (2017). Ghana Fisheries Leadership Program: Training of Trainers Guide. The USAID/Ghana Sustainable Fisheries Management Project (SFMP). Narragansett, RI: Coastal Resources Center, Graduate School of Oceanography, University of Rhode Island and URI Fisheries Center. GH2014\_SCI043\_CRC. 59 pp.

[http://www.crc.uri.edu/download/GH2014\\_SCI043\\_CRC\\_FIN508.pdf](http://www.crc.uri.edu/download/GH2014_SCI043_CRC_FIN508.pdf)

### **IR 3 Creating Constituencies and Stakeholder Engagement**

Affel R., Smith. N. (2017). Report on A Campaign and Durbar on Improved Fish Smoking Technology and Best Hygienic Fish Handling and Advocacy Practices Awards. The USAID/Ghana Sustainable Fisheries Management Project (SFMP). Narragansett, RI: Coastal Resources Center, Graduate School of Oceanography, University of Rhode Island and Central and Western Fish Mongers Improvement Association. GH2014\_COM028\_CEWEFIA. 12 pp.

[http://www.crc.uri.edu/download/GH2014\\_COM028\\_CEWEFIA\\_FIN508.pdf](http://www.crc.uri.edu/download/GH2014_COM028_CEWEFIA_FIN508.pdf)

### **IR 4 Applied Management**

Aheto, D. W., Adinortey, C. A., Essumang, D. K., Adjei, J. & Ahadzi, E. Kwarteng E. Avega B. (2017). Microbiological and Polycyclic Aromatic Hydrocarbons (PAHs) Analysis of Fish from selected Areas from Central and Western Regions of Ghana. The USAID/Ghana Sustainable Fisheries Management Project (SFMP). Narragansett, RI: Coastal Resources Center, Graduate School of Oceanography, University of Rhode Island and SNV Netherlands Development Organisation. GH2014\_ACT065\_SNV. 29 pp.

[http://www.crc.uri.edu/download/GH2014\\_ACT065\\_SNV\\_FIN508.pdf](http://www.crc.uri.edu/download/GH2014_ACT065_SNV_FIN508.pdf)

Antwi. H (2017). Report On Hygienic Fish Handling And Packaging Training.. The USAID/Ghana Sustainable Fisheries Management Project (SFMP). Narragansett, RI: Coastal Resources Center, Graduate School of Oceanography, University of Rhode Island.

GH2014\_ACT101\_CEWEFIA. 8 pp

[http://www.crc.uri.edu/download/GH2014\\_ACT101\\_CEWEFIA\\_FIN508.pdf](http://www.crc.uri.edu/download/GH2014_ACT101_CEWEFIA_FIN508.pdf)

Asare, A. (2016). Initial Meeting with Stakeholders on Oyster Group Formation Report. The USAID/Ghana Sustainable Fisheries Management Project (SFMP). Narragansett, RI: Coastal Resources Center, Graduate School of Oceanography, University of Rhode Island and DAA GH2014\_ACT136\_DAA. 7 pp.

[http://www.crc.uri.edu/download/GH2014\\_ACT136\\_DAA\\_FIN508.pdf](http://www.crc.uri.edu/download/GH2014_ACT136_DAA_FIN508.pdf)

Avega, B., Tibu, G. A. (2017). Performance Evaluation Survey-Ahotor oven. The USAID/Ghana Sustainable Fisheries Management Project (SFMP). Narragansett, RI: Coastal Resources Center, Graduate School of Oceanography, University of Rhode Island and Netherlands Development Organisation. GH2014\_ACT099\_SNV 35 pp.

[http://www.crc.uri.edu/download/GH2014\\_ACT099\\_SNV\\_FIN508.pdf](http://www.crc.uri.edu/download/GH2014_ACT099_SNV_FIN508.pdf)

Buabeng, J. (2015). Report on Multi-Stakeholder Meeting held on 23rd September 2015 At Gnat Hall, Cape Coast. The USAID/Ghana Sustainable Fisheries Management Project (SFMP). Narragansett, RI: Coastal Resources Center, Graduate School of Oceanography, University of Rhode Island and Central and Western Region Fishmongers Improvement Association. GH2014\_ACT028\_CEW. 7 pp.

[http://www.crc.uri.edu/download/GH2014\\_ACT028\\_CEW\\_FIN508.pdf](http://www.crc.uri.edu/download/GH2014_ACT028_CEW_FIN508.pdf)

Castro, K., Skrobe, L. Asare, C. and Kankam, S. (2017). Synthesis of Scientific and Local Knowledge on Sardinella species in Ghana. The USAID/Ghana Sustainable Fisheries Management Project (SFMP). Narragansett, RI: Coastal Resources Center, Graduate School of Oceanography & URI Fisheries Center, University of Rhode Island and Hen Mpoano, Windy Ridge Extension, Takoradi, Ghana. GH2014\_ACT090\_HM\_URI 47 pp.

[http://www.crc.uri.edu/download/GH2014\\_ACT090\\_HM\\_URI\\_FIN508.pdf](http://www.crc.uri.edu/download/GH2014_ACT090_HM_URI_FIN508.pdf)

Coastal Resources Center. (2015). Training Needs Assessment Tools for MSMEs. The USAID/Ghana Sustainable Fisheries Management Project (SFMP). Narragansett, RI: Coastal Resources Center, Graduate School of Oceanography, University of Rhode Island and Daasgift Quality Foundation. GH2014\_ACT035\_DQF 10 pp.

[http://www.crc.uri.edu/download/GH2014\\_ACT035\\_DQF\\_FIN508.pdf](http://www.crc.uri.edu/download/GH2014_ACT035_DQF_FIN508.pdf)

Daasgift. (2017). Biannual stakeholder meetings/ Dialogues to address Sanitation Issues at landing sites, IUU fishing practices, familiarization of Fisheries management plan, Gender mainstreaming, Briefing and status of MSMEs. The USAID/Ghana Sustainable Fisheries Management Project (SFMP). Narragansett, RI: Coastal Resources Center, Graduate School of Oceanography, University of Rhode Island and Daasgift Quality Foundation. GH2014\_ACT141\_DQF. 11 pp.

GH2014\_ACT141\_DQF. 11 pp.

[http://www.crc.uri.edu/download/GH2014\\_ACT141\\_DQF\\_FIN508.pdf](http://www.crc.uri.edu/download/GH2014_ACT141_DQF_FIN508.pdf)

Etsra, H., Kwarteng, E. (2017). Training of MSMEs in Fish Processing Business Development in Volta Region. The USAID/Ghana Sustainable Fisheries Management Project (SFMP). Narragansett, RI: Coastal Resources Center, Graduate School of Oceanography, University of Rhode Island. GH2014\_ACT096\_SNV 15 pp.

[http://www.crc.uri.edu/download/GH2014\\_ACT096\\_SNV\\_FIN508.pdf](http://www.crc.uri.edu/download/GH2014_ACT096_SNV_FIN508.pdf)

Kankam, M. (2017). Five Demonstration Activities on Stove use and Safety Management. The USAID/Ghana Sustainable Fisheries Management Project (SFMP). Narragansett, RI: Coastal Resources Center, Graduate School of Oceanography, University of Rhode Island and Daasgift Quality Foundation. GH2014\_ACT112\_DQF. 15 pp.

[http://www.crc.uri.edu/download/GH2014\\_ACT112\\_DQF\\_FIN508.pdf](http://www.crc.uri.edu/download/GH2014_ACT112_DQF_FIN508.pdf)

- Kankam, M. (2017). Functional Literacy Training-Reading, Writing, Numeracy, Language Skills For 100 MSMEs. The USAID/Ghana Sustainable Fisheries Management Project (SFMP). Narragansett, RI: Coastal Resources Center, Graduate School of Oceanography, University of Rhode Island GH2014\_ACT111\_DQF. 11 pp.  
[http://www.crc.uri.edu/download/GH2014\\_ACT111\\_DQF\\_FIN508.pdf](http://www.crc.uri.edu/download/GH2014_ACT111_DQF_FIN508.pdf)
- Kwarteng E., Benedicta A. (2017). Training of MFIs on stove performance indicators and financing scheme. The USAID/Ghana Sustainable Fisheries Management Project (SFMP). Narragansett, RI: Coastal Resources Center, Graduate School of Oceanography, University of Rhode Island GH2014\_ACT100\_SNV. 14 pp.  
[http://www.crc.uri.edu/download/GH2014\\_ACT100\\_SNV\\_FIN508.pdf](http://www.crc.uri.edu/download/GH2014_ACT100_SNV_FIN508.pdf)
- McNally, C., Crawford, B. Nyari-Hardi, B., Torell, E. (2018). MSMEs/VSLAs Formative Evaluation Report. The USAID/Ghana Sustainable Fisheries Management Project (SFMP). Narragansett, RI: Coastal Resources Center, Graduate School of Oceanography, University of Rhode Island. GH2014\_ACT153\_CRC. 89 pp.  
[http://www.crc.uri.edu/download/GH2014\\_ACT153\\_CRC\\_FIN508.pdf](http://www.crc.uri.edu/download/GH2014_ACT153_CRC_FIN508.pdf)
- Opare-Addo, J., Antwi, H. (2015). Report on Community Town Hall Meeting at Moree in Abura-Asebu-Kwamankese District of Central Region. The USAID/Ghana Sustainable Fisheries Management Project (SFMP). Narragansett, RI: Coastal Resources Center, Graduate School of Oceanography, University of Rhode Island and Central and Western Region Fishmongers Improvement Association. GH2014\_ACT027\_CEW. 8 pp.  
[http://www.crc.uri.edu/download/GH2014\\_ACT027\\_CEW\\_FIN508-1.pdf](http://www.crc.uri.edu/download/GH2014_ACT027_CEW_FIN508-1.pdf)
- Opari-Addo .J, Takyi M. (2017). Training On Gender Fisheries Policy Report. The USAID/Ghana Sustainable Fisheries Management Project (SFMP). Narragansett, RI: Coastal Resources Center, Graduate School of Oceanography, University of Rhode Island and CEWEFIA GH2014\_ACT113\_DQF. 8 pp.  
[http://www.crc.uri.edu/download/GH2014\\_ACT113\\_DQF\\_FIN508.pdf](http://www.crc.uri.edu/download/GH2014_ACT113_DQF_FIN508.pdf)
- Opari-Addor .J. (2017). Report On Training on Use and Maintenance of the Ahotor Stove. Ghana Sustainable Fisheries Management Project (SFMP). Narragansett, RI: Coastal Resources Center, Graduate School of Oceanography, University of Rhode Island and Central and Western Fish Mongers Improvement Association. GH2014\_ACT104\_CEWEFIA 7 pp.  
[http://www.crc.uri.edu/download/GH2014\\_ACT104\\_CEWEFIA\\_FIN508.pdf](http://www.crc.uri.edu/download/GH2014_ACT104_CEWEFIA_FIN508.pdf)
- Sasu L., Asare A., Ayensua N. (2015). Apam and Winneba Sensitisation Workshop Report. The USAID/Ghana Sustainable Fisheries Management Project (SFMP). Narragansett, RI: Coastal Resources Center, Graduate School of Oceanography, University of Rhode Island, and Development Action Association and the Netherlands Development Organisation (SNV). GH2014\_ACT014\_DAA\_SNV. 11 pp.  
[http://www.crc.uri.edu/download/GH2014\\_ACT014\\_DAA\\_fin508.pdf](http://www.crc.uri.edu/download/GH2014_ACT014_DAA_fin508.pdf)
- Smith N, Opare-Addo J, Buabeng J, Takyi M. (2015). Report on Identification of MSMEs in Elmina, Moree and Anlo. The USAID/Ghana Sustainable Fisheries Management Project (SFMP). Narragansett, RI: Coastal Resources Center, Graduate School of Oceanography, University of Rhode Island. GH2014\_ACT011\_CEW 7 pp.  
[http://www.crc.uri.edu/download/GH2014\\_ACT011\\_CEW\\_FIN508-1.pdf](http://www.crc.uri.edu/download/GH2014_ACT011_CEW_FIN508-1.pdf)
- Smith, N. (2017). Report On Year 3 Fourth Quarter Post Harvest Coordinating Meeting. The USAID/Ghana Sustainable Fisheries Management Project (SFMP). Narragansett, RI: Coastal Resources Center, Graduate School of Oceanography, University of Rhode Island

GH2014\_ACT108\_CEWEFIA 9 pp.

[http://www.crc.uri.edu/download/GH2014\\_ACT108\\_CEWEFIA\\_FIN508.pdf](http://www.crc.uri.edu/download/GH2014_ACT108_CEWEFIA_FIN508.pdf)

SNV (2015) Initial Stakeholder Engagements in 2015. The USAID/Ghana Sustainable Fisheries Management Project (SFMP). Narragansett, RI: Coastal Resources Center, Graduate School of Oceanography, University of Rhode Island and Netherlands Development Organisation. GH2014\_ACT037\_SNV. 14 pp.

[http://www.crc.uri.edu/download/GH2014\\_ACT037\\_SNV\\_FIN508.pdf](http://www.crc.uri.edu/download/GH2014_ACT037_SNV_FIN508.pdf)

Swanzy, S., Kankam, M., (2017). Business development training for 100 new Micro Small Medium Enterprises. The USAID/Ghana Sustainable Fisheries Management Project (SFMP). Narragansett, RI: Coastal Resources Center, Graduate School of Oceanography, University of Rhode Island GH2014\_ACT109\_DQF 13 pp.

[http://www.crc.uri.edu/download/GH2014\\_ACT109\\_DQF\\_FIN508.pdf](http://www.crc.uri.edu/download/GH2014_ACT109_DQF_FIN508.pdf)

Victoria, C.K (2017). CEWEFIA exchange visits with DAA to DAASGIFT quality foundation The USAID/Ghana Sustainable Fisheries Management Project (SFMP). Narragansett, RI: Coastal Resources Center, Graduate School of Oceanography, University of Rhode Island and CEWEFIA. GH2014\_ACT107\_CEWEFIA 7 pp.

[http://www.crc.uri.edu/download/GH2014\\_ACT107\\_CEWEFIA\\_FIN508.pdf](http://www.crc.uri.edu/download/GH2014_ACT107_CEWEFIA_FIN508.pdf)

## **IR 5 Gender**

Avega B. (2016). Report on 2nd Gender Mainstreaming Strategy Validation Workshop. The USAID/Ghana Sustainable Fisheries Management Project (SFMP). Narragansett, RI: Coastal Resources Center, Graduate School of Oceanography, University of Rhode Island.

GH2014\_GEN009\_SNV 11 pp.

[http://www.crc.uri.edu/download/GH2014\\_GEN010\\_SNV\\_FIN508.pdf](http://www.crc.uri.edu/download/GH2014_GEN010_SNV_FIN508.pdf)

Mensah-Kutin R, Akakpo P. Avega B. (2017). Training Report on Gender Mainstreaming Strategy training for Zonal Fisheries officers. The USAID/Ghana Sustainable Fisheries Management Project (SFMP). Narragansett, RI: Coastal Resources Center, Graduate School of Oceanography, University of Rhode Island GH2014\_GEN010\_SNV. 36 pp.

[http://www.crc.uri.edu/download/GH2014\\_GEN009\\_SNV\\_FIN508.pdf](http://www.crc.uri.edu/download/GH2014_GEN009_SNV_FIN508.pdf)

Ministry of Fisheries and Aquaculture Development (MOFAD). (2016). National Gender Mainstreaming Strategy For The Fisheries Sector. Accra, Ghana: Ministry of Fisheries and Aquaculture Development (MOFAD). GH2014\_GEN006\_MOFAD 47 pp.

[http://www.crc.uri.edu/download/GH2014\\_GEN006\\_MOFAD\\_FIN508.pdf](http://www.crc.uri.edu/download/GH2014_GEN006_MOFAD_FIN508.pdf)

## **IR 7 Capacity Development of Targeted Institutions**

Agbey, S., Tsikata, S., Childress, A. (2016). Organizational Development Manual, 2016. The USAID/Ghana Sustainable Fisheries Management Project (SFMP). Narragansett, RI: Coastal Resources Center, Graduate School of Oceanography, University of Rhode Island.

GH2014\_CAP002\_SNV. 73 pp.

[http://www.crc.uri.edu/download/GH2014\\_CAP002\\_SNV\\_FIN508-2.pdf](http://www.crc.uri.edu/download/GH2014_CAP002_SNV_FIN508-2.pdf)

## **IR 8 Program Management**

Coastal Resources Center. (2017). Annual Progress Report, October 1, 2016 – September 30, 2017. The USAID/Ghana Sustainable Fisheries Management Project (SFMP). Narragansett, RI: Coastal Resources Center, Graduate School of Oceanography, University of Rhode Island. GH2014\_PGM192\_CRC. 99 pp.

[http://www.crc.uri.edu/download/GH2014\\_PGM192\\_CRC\\_FIN508.pdf](http://www.crc.uri.edu/download/GH2014_PGM192_CRC_FIN508.pdf)

Owusu, A. A. (2017). Environmental Mitigation and Monitoring Annual Report, October 1, 2016 – September 2017. The USAID/Ghana Sustainable Fisheries Management Project (SFMP). Narragansett, RI: Coastal Resources Center, Graduate School of Oceanography, University of Rhode Island and Hen Mpoano. GH2014\_PGM194\_HM\_CRC. 23 pp.  
[http://www.crc.uri.edu/download/GH2014\\_PGM194\\_CRC\\_HM\\_FIN508.pdf](http://www.crc.uri.edu/download/GH2014_PGM194_CRC_HM_FIN508.pdf)

Coastal Resources Center. (2018). Progress Report. October 1 to December 31, 2017. USAID/Ghana Sustainable Fisheries Management Project. Narragansett, RI: Coastal Resources Center, Graduate School of Oceanography, University of Rhode Island. GH2014\_PGM195\_CRC. 52 pp.  
[http://www.crc.uri.edu/download/GH2014\\_PGM195\\_CRCFIN508.pdf](http://www.crc.uri.edu/download/GH2014_PGM195_CRCFIN508.pdf)