



USAID | GHANA
FROM THE AMERICAN PEOPLE

SUSTAINABLE FISHERIES MANAGEMENT PROJECT (SFMP) Quarterly Progress Report



Minister of Fisheries and Aquaculture Development, the Honorable Hanny-Sherry Ayitey, at the reception for the opening of the SFMP office in Accra

FY 2015, 2nd Quarter – January 1 to March 31, 2015
(Revised 10-31-2018)



THE UNIVERSITY OF RHODE ISLAND GRADUATE SCHOOL OF OCEANOGRAPHY

Hen Mpoano



SNV

SSG ADVISORS



Sps

SPATIAL SOLUTIONS

Submission Date: March 31, 2015
Cooperative Agreement Number: AID-641-A-15-00001
Cooperative Agreement Period: October 22, 2014 to October 31, 2019
AOR: Justice Odoi
Submitted by: Brian Crawford, Chief of Party
Sustainable Fisheries Management Project
Coastal Resources Center, Graduate School of Oceanography
University of Rhode Island
220 South Ferry Rd. Narragansett, RI 02882 USA
Tel: 401-874-6224 Fax: 401-874-6920 Email: brian@crc.uri.edu
Project Office: 10 Obodai St., Mempeasem East Legon, Accra. Ghana
Box WY1049, Kwabenya, Accra, Ghana

This document was produced for review by the United States Agency for International Development Mission for Ghana (USAID/GHANA). It was prepared by The Coastal Resources Center, Graduate School of Oceanography, University of Rhode Island, with partners. This publication is available electronically on the Coastal Resources Center's website at

http://www.crc.uri.edu/projects_page/ghanasfmp/

For more information on the Ghana Sustainable Fisheries Management Project, contact:

USAID/Ghana Sustainable Fisheries Management Project
Coastal Resources Center
Graduate School of Oceanography
University of Rhode Island
220 South Ferry Rd.
Narragansett, RI 02882 USA
Tel: 401-874-6224 Fax: 401-874-6920 Email: info@crc.uri.edu

Citation: Coastal Resources Center. (2015). The USAID/Ghana Sustainable Fisheries Management Project (SFMP) Year 1 Quarter 2 Progress Report, January 1 – March 31, 2015. Narragansett, RI: Coastal Resources Center, Graduate School of Oceanography, University of Rhode Island. PGM006_CRC. 30 pp.

Authority/Disclaimer:

Prepared for USAID/Ghana under Cooperative Agreement (AID-641-A-15-00001) awarded on October 22, 2014 to the University of Rhode Island and entitled; the USAID/Ghana Sustainable Fisheries Management Project (SFMP).

This document is made possible by the support of the American People through the United States Agency for International Development (USAID). The views expressed and opinions contained in this report are those of the SFMP team and are not intended as statements of policy of either USAID or the cooperating organizations. As such, the contents of this report are the sole responsibility of the SFMP Project team and do not necessarily reflect the views of USAID or the United States Government.

Cover photo: Minister of Fisheries and Aquaculture Development, the Honorable Hanny-Sherry Ayitey, at the reception for the opening of the SFMP office in Accra (Credit: CRC/SFMP).

ACRONYMS

AOR	Administrative Officer Representative
CCM	Centre for Coastal Management
CDCS	Country Development Cooperation Strategy
CEWEFIA	Central and Western Region Fishmongers Improvement Association
CoP	Chief of Party
CR	Central Region
CRC	Coastal Resources Center, Graduate School of Oceanography, University of Rhode Island
CRCC	Central Regional Coordinating Council
CSLP	Coastal Sustainable Landscapes Project
CSO	Civil Society Organization
DA	District Authorities
DAA	Development Action Association
DAASGIFT	Daasgift Quality Foundation
DFAS	Department of Fisheries and Aquatic Sciences
DO	Development Objective
EMMP	Environmental Mitigation and Monitoring Plan
FAO	Food and Agricultural Organization of the United Nations
FASDEP	Food and Agriculture Sector Development Program
FASDP	Fisheries and Aquaculture Sector Development Program
FC	Fisheries Commission
FCWCGG	Fisheries Committee for the West central Gulf of Guinea
FEU	Fisheries Enforcement Unit
FoN	Friends of Nation
FSSD	Framework for Strategic Sustainable Development
FtF	Feed the Future
FWG	Fisheries Working Group
HM	Hen Mpoano
GCLME	Guinea Current Large Marine Ecosystem
GIFA	Ghana Inshore Fishermen's Association
GIS	Geographic Information System
GNAFF	Ghana National Association of Farmers and Fishermen
GNCFC	Ghana National Canoe Fishermen's Council
GoG	Government of Ghana
GSO	Graduate School of Oceanography, University of Rhode Island
ICFG	Integrated Coastal and Fisheries Governance
ICM	Integrated Coastal Management
ICT	Information, Communication Technology
IEE	Initial Environmental Examination
IR	Intermediate Results
IUCN	International Union for Conservation of Nature
IUU	Illegal Unreported Unregulated
LOE	Level of Effort
LOGODEP	Local Government Development Program
LoP	Life of Project
MCS	Monitoring, Control and Surveillance
METASIP	Medium Term Agricultural Investment Program

METSS	Monitoring, Evaluation and Technical Support Services
MFRD	Marine Fisheries Research Division
MOFAD	Ministry of Fisheries and Aquaculture Development
MOU	Memorandum of Understanding
MPA	Marine Protected Area
M&E	Monitoring and Evaluation
NAFAG	National Fisheries Association of Ghana
NGO	Non-Governmental Organization
NC	National Committee
NRM	Natural Resources Management
PMEP	Performance Monitoring and Evaluation Plan
PMP	Performance Management Plan
PPP	Public Private Partnerships
RCC	Regional Coordinating Council
RFA	Request for Application
RPA	Rapid Partnership Appraisal
SFMP	Sustainable Fisheries Management Program
SMEs	Small and Medium Enterprises
SNV	Netherlands Development Organization
SS	Spatial Solutions
SSG	SSG Advisors
STEP	Sustainable, Transparent, Effective Partnerships
STWG	Scientific and Technical Working Group
UCC	University of Cape Coast
URI	University of Rhode Island
USAID	United States Agency for International Development
USG	United States Government
WA	West Africa
WARFP	West Africa Regional Fisheries Development Program
WR	Western Region

TABLE OF CONTENTS

ACRONYMS.....	ii
TABLE OF CONTENTS	iv
1. PROGRAM OVERVIEW/SUMMARY	1
1.1 Program Description/Introduction.....	1
1.2 Summary of Results to Date.....	3
2. ACTIVITY IMPLEMENTATION PROGRESS	5
2.1 Progress Narrative	5
2.2 Implementation Status.....	6
2.3 Implementation challenges.....	12
2.4 PMP Update	12
3. INTEGRATION OF CROSSCUTTING ISSUES AND USAID FORWARD PRIORITIES	13
3.1 Gender Equality and Female Empowerment.....	13
3.2 Sustainability Mechanisms.....	13
3.3 Environmental Compliance.....	13
3.4 Global Climate Change	13
3.5 Policy and Governance Support.....	14
3.6 Local Capacity Development	14
3.7 Public Private Partnership (PPP) and Global Development Alliance(GDA) Impacts.....	14
3.8 Science, Technology, and Innovation Impacts.....	14
4. STAKEHOLDER PARTICIPATION AND INVOLVEMENT	15
5. MANAGEMENT AND ADMINISTRATIVE ISSUES	15
6. LESSON LEARNED	16
7. PLANNED ACTIVITIES FOR NEXT QUARTER INCLUDING UPCOMING EVENTS .	16
8. HOW IMPLEMENTING PARTNER HAS ADDRESSED A/COR COMMENTS FROM THE LAST QUARTERLY OR SEMI-ANNUAL REPORT.....	17
9. FINANCIAL INFORMATION.....	18
10. ANNEX A: PROGRESS SUMMARY	20
11. ATTACHMENTS	25
List of Members of the Scientific and Technical Working Group (STWG).....	25
MOU between the University of Rhode Island and the University of Cape Coast.....	26

1. PROGRAM OVERVIEW/SUMMARY

Program Name	Sustainable Fisheries Management Project
Activity Start Date And End Date:	October 22, 2014, to October 31, 2019
Name of Prime Implementing Partner:	Coastal Resources Center University of Rhode Island
[Contract/Agreement] Number:	AID-641-A-15-00001
Names of Subcontractors/Subawardees:	Hen Mpoano Friends of the Nation SNV Netherlands SSG Advisors Spatial Solutions Central and Western Fish Mongers Association (CEWEFIA) Development Action Association (DAA) Daasgift Quality Foundation
Major Counterpart Organizations	Ministry of Fisheries and Aquaculture Development Fisheries Commission
Geographic Coverage (cities and or countries)	Ghana: Central Region, Western Region, Greater Accra Region, Volta Region
Reporting Period:	January 1 – March 31, 2015

1.1 Program Description/Introduction

The objective of the USAID/Ghana Sustainable Fisheries Management Project (SFMP) five-year project (October 2014-October 2019) is to rebuild marine fisheries stocks and catches through adoption of responsible fishing practices. The project contributes to the Government of Ghana’s fisheries development objectives and USAID’s Feed the Future (FtF) Initiative. Working closely with the Ministry of Fisheries and Aquaculture Development (MOFAD) and the Fisheries Commission (FC), USAID/Ghana SFMP aims to end overfishing of key stocks important to local food security through achievement of the following intermediate results:

- improved legal enabling conditions for co-management, use rights and effort-reduction strategies
- strengthened information systems and science-informed decision-making
- increased constituencies that provide the political and public support needed to rebuild fish stocks
- implementation of applied management initiatives for several targeted fisheries ecosystems.

More than 100,000 men and women involved in the local fishing industry are expected to benefit from this project. Working closely with stakeholders and the Government of Ghana, if appropriate management measures are implemented, tens of thousands of metric tons of additional high quality low cost food supply from fisheries can be regained via improved and sustainable management of the marine fish stocks in Ghana’s waters.

The Coastal Resources Center (CRC) at The University of Rhode Island's Graduate School of Oceanography is the lead implementer of the SFMP. In leading the project, CRC works with MOFAD and the FC along with a consortium of international and local partners, including SNV Netherlands Development Organization, SSG-Advisors, Hen Mpoano, Friends of the Nation, and the Central & Western Fish Mongers Improvement Association in Ghana/CEWEFIA, Daasgift Quality Foundation Development Action Association (DAA), and Spatial Solutions. The project also will contribute to the strengthening of marine and fisheries management capabilities at the University of Cape Coast (UCC) and coastal spatial planning capacity of district authorities in the Central and Western Regions.

The SFMP builds on the accomplishments of the USAID-Ghana Integrated Coastal and Fisheries Governance (ICFG) Program, known locally as the Hen Mpoano (Our Coast) initiative. In this follow-on, the USAID /Ghana SFMP is focusing efforts on the small pelagics fisheries along the entire coastline as well as the demersal fisheries and essential mangrove fish habitat in the Western Region (WR). The project will promote ecosystem-based and adaptive management approaches. Additionally, improvements in the value chain of smoked fish, important to tens of thousands of women fish processors and marketers will be supported. The project also will implement activities aimed at reducing child labor and trafficking in the fisheries sector in the Central Region (CR) of Ghana.

The SFMP compliments and coordinates closely with the two other sister projects in the USAID/Ghana Coastal Program Portfolio: The Coastal Sustainable Landscapes Project (CSLP) and the UCC/Department of Fisheries and Aquatic Science (DFAS) Institutional Strengthening Project.

The SFMP is developing nested governance arrangements and management plans for fishery management units at three ecosystem scales, utilizing adaptive co-management approaches tailored to each unit. An immediate focus at the national level is on the small pelagic stocks, which are most important to food security and employment and are near collapse.

Key government clients of this project, MOFAD, FC and the Regional Coordinating Councils and associated districts in the CR and WR, are also being provided with direct support to build their capacity. Additional direct support is provided to a number of local NGOs and women's associations that are active in fisheries management issues and serving either as core or supporting partners in the implementation of this project. SFMP is investing considerable project resources in capacity development at UCC as well.

This Progress Report for the USAID/Ghana Sustainable Fisheries Management Project (SFMP) covers the second quarter of the FY 15 fiscal year (Project Year 1) encompassing the period from January 1 through March 31, 2015.

Revision of PMP Results

Note: The table below has been revised to capture results according to each quarter. Some indicator data were revised to reflect indicator definition at the end of the year as part of internal review process. Also some of the results delayed and were reported in the next quarters as an update of the previous quarter result thereby creating inconsistencies in the way the previous quarter result as reported. The revision of this result table is as a result of project internal review and the adoptive management process. This revision did not change the annual figures reported.

1.2 Summary of Results to Date

Standard Indicators	Baseline FY 2015	Annual Target	Q1 FY15	Q2 FY15	Q3 FY15	Q4 FY15	Annual Performance Achieved to the End of Reporting Period (%)	On Target Y/N
Number of hectares in areas of biological significance and/or natural resource showing improved biophysical conditions as a result of USG assistance (EG 4.8.1-1)	0	N/A	N/A	N/A	N/A	N/A	N/A	Y
Number of agricultural and nutritional enabling environment policies completing the following processes/steps of development as a result of USG assistance in each case: (FTF 4.5.1(24)) 1. Analysis 2. Stakeholder consultation/public debate 3. Drafting or revision 4. Approval (legislative or regulatory) 5. Full and effective implementation	0	Fish analysis Small pelagic analysis Child labor analysis	0	0	N/A	N/A	0	Y
Number of institutions with improved capacity to develop and implement managed access fisheries management plans	0	N/A	N/A	N/A	N/A	N/A	N/A	
Number of days of USG funded technical assistance in NRM and/or biodiversity provided to counterparts or stakeholders (EG 4.8.1-28)	0	806	SSG & U R I	SSG & URI 198	N/A	N/A	236 (29.2%)	Y
Number of hectares of biological significance and/or natural resources under improved natural resource management as a result of USG assistance (EG 4.8.1-26)	0	0	N/A	N/A	N/A	N/A	N/A	Y
Number of DAs supported with USG Assistance (Ghana CDCS, IR 2.3 indicator)	0	4	0	0	N/A	N/A	0	Y
Number of climate vulnerability assessments conducted as a result of USG Assistance (EG 4.5.1)	0	2	0	0	N/A	N/A	N/A	Y

Standard Indicators	Baseline FY 2015	Annual Target	Q1 FY15	Q2 FY15	Q3 FY15	Q4 FY15	Annual Performance Achieved to the End of Reporting Period (%)	On Target Y/N
Number farmers and others who have applied new technologies or management practices as a result of USG assistance (FtF 4.5.2)	0	N/A	N/A	N/A	N/A	N/A	N/A	
Number of micro, small and medium enterprises (MSMEs), including farmers, receiving business development services from USG assisted sources (FtF4.5.2)	0	560	0	0	N/A	N/A	0	
Value of new private sector investments in select value chains (FTF 4.5.2-38)	0	N/A	N/A	N/A	N/A	N/A	N/A	
Number of food security private enterprises (for profit), producers organizations, water users associations, women's groups, trade and business associations, and community-based organizations(CBOs) receiving USG assistance (RiA) (WOG) (FTF 4.5.2(11))	0	3	0	2	N/A	N/A	2 (66%)	Y
Number of members of producer organizations and community based organizations receiving USG assistance (S) (FTF 4.5.2(27))	0	4	0	4	N/A	N/A	4 (100%)	Y
Number of public-private partnerships formed as a result of Feed the Future assistance (S) (FTF 4.5.2(12))	0	N/A	N/A	N/A	N/A	N/A	N/A	Y
Number of people receiving USG supported training in natural resources management and/or biodiversity conservation, and climate change, disaggregated by gender (EG 4.8.1-27/ 4.8.2-6)	0	404	0	0	N/A	N/A	0	Y
Number of person hours of training in natural resources management and/or biodiversity conservation supported by USG assistance (4.8.1-29)	0	4040	0	0	N/A	N/A	0	Y

I This indicator is similar to the Feed the Future indicator: Number of rural households benefiting directly from USG interventions (FtF 4.5.2-13)

Note: The Results Performance Column depicts level of achievement expressed as a percentage of Actual versus Planned.

*Number of indirect project beneficiaries (number), the percentage of which are female (percent) (IDA Core Indicator) (Goal level indicator from Ghana CDCS) taken off from standard indicators.

2. ACTIVITY IMPLEMENTATION PROGRESS

2.1 Progress Narrative

The main activities during this reporting period were project start up activities. The Chief of Party and Senior Fisheries Advisor arrived in country and settled into long-term housing. The Accra SFMP office was established and outfitted with furnishing and other rehabilitation and repair works were carried out on the building to make it a functional office environment. Computer equipment, a LAN, WIFI, and server systems were purchased and installed. Phone landlines were installed. Key staff positions were fully contracted and came on board—both program staff and the core administrative and fiscal support team. Vehicles were purchased for the SFMP office and for local implementing partners and distributed accordingly.

After approval of the work plan in January, sub-agreements for Year 1 for all eight sub-recipient implementing partners were prepared and approved at URI. For those eligible, operational advances were processed that now enables partners to fully gear up on the ground activities and events in the upcoming quarter.

Several orientation meetings and briefings were held with USAID/Ghana, Minister of Fisheries and Aquaculture Development (MOFAD), and the World Bank supported WARFP. SFMP staff attended the USAID/Ghana IP meeting held in Accra in March. A partners meeting was held with all implementing partners as well as the MOFAD, FC, and USAID participating. This meeting oriented all partners to USAID policies and procedures, including USG fiscal reporting and policies, the SFMP Marking and Branding strategy, the M&E plan, performance management plan, program reporting, and the communications strategy. The meeting also enabled partners to review work plan tasks and plan coordinated activities. The work plan review also resulted in rescheduling of certain work plan tasks, in some cases accelerating and in other cases flagging as potentially delayed or likely to be deferred events or deliverables until the first quarter of Year 2. The SFMP project maintains a comprehensive activities and deliverables status tracking spreadsheet available to staff and updated monthly. Based upon the March 2015 review, the following activities or tasks had been accelerated or flagged, and discussed in related sections below.

Section	Activity	Milestone or Output	Status March 2015
1.1	Legislative reform	Briefings	Adjusted, reduced based on request by MOFAD
	Legislative reform	Stakeholder caucuses on legislative reform	Deferred to Year 2 at request of MOFAD, along with associated deliverables (summaries)
1.2	Fisheries Dialogue	Second national fisheries dialogue	Flagged as potentially delayed until September, 2015
		Draft regulation on interim management measures for small pelagics	Flagged as potentially delayed until September, 2015 or 1 st quarter Year 2
1.6	Mobilizing US Govt support for reform	Briefings	Flagged as deferred until 1 st quarter Year 2
3.1.2	Communications	Materials related to National Fisheries Dialogue #2	Flagged as potentially delayed until September, 2015

Section	Activity	Milestone or Output	Status March 2015
4.5	Ankobra Plan	Social and ecological profiling of Axim Sawoma Apoaso Eshiam Eziome Adefekezo Kokofri	Flagged as delayed start by HM until July, draft profile deferred until 1 st quarter Year 2. This is due in part to a slower than expected processing of major subcontracts by URI Office of Sponsored Projects.
4.8.1	Value chain improvements	Conduct fish smoking workshop (SNV and FC)	Delayed at request of Fisheries Commission Post Harvest Loss Unit until July, 2015
4.8.2	Value chain improvements	Lead a local forum on improved smoking technologies for users in Shama Old town, Ankobra,	Delayed until late July after the national fish smoking workshop, see 4.8.1. Local training also delayed/ # participants to complete training reduced
4.8.3		Lead a forum on improved smoking technologies for users in Elmina, Moree and Anlo	Delayed until late July after the national fish smoking workshop, see 4.8.1 Local training also delayed

2.2 Implementation Status

1.1 Legislative Reform for Co-management

The WARFP is conducting a comprehensive review of the Fisheries Act with a consultant report due in April. No major activities have occurred in this reporting period as the Minister has requested we wait for the WARFP report before moving any SFMP activities forward, and these are to be directed at implementing recommendations in the WARFP report. However, SFMP staff attended a review meeting on the co-management and policy reports of the WARFP consultant. Feedback was provided during the meeting but the draft report text has not yet been circulated for additional comment. Timeline for submission of a revised Act to Parliament is 2018. This work will be coordinated with the USAID/Ghana Agricultural Policy Support Project and WARFP.

1.2 National Fisheries Dialogues

No activities during this reporting period. In relation to the Fisheries Dialogue URI proposed the following for the period Q2 and Q3:

- Four regional public stakeholder open meetings (FoN)
- Four national stakeholder association leader meetings and caucuses per stakeholder group (e.g. canoe, semi-industrial boats, marketers and processors) (FoN).

The start-up of this work was delayed about 6 weeks due to slower than expected initial processing of new major subcontracts by URI Office of Sponsored Projects considered to be of higher risk.

1.3 Strengthened Law Enforcement

The USAID Ghana SFMP introduced the scope of the project to Ghana Police Service. A Memorandum of Understanding (MoU) will be developed to define the terms of collaboration between the project and fisheries law enforcement units. A request for a waiver for maritime law enforcement training was submitted to USAID for approval. Preparatory meetings relative to the fisheries working group (FWG) started with activity planning on prosecutors' chain platform in the Western Region and the Central Region. An initial list of stakeholders' contacts was prepared. Training of the FWG will follow in the Central Region in next quarter.

1.4 National Level Support for Small-Pelagics Management Plan – Study Tour

The one week study tour to the Philippines will take place in Q3, from May 25-29. SSG Advisors has designated a Filipino consultant to lead and arrange the study tour. This consultant has deep technical knowledge of the fisheries sector in the Philippines, as well as strong networks with NRM projects and relevant local government agencies in the Philippines. The consultant has prepared an initial agenda for the study tour, which SSG and the consultant will refine with SFMP. Meanwhile, SFMP is finalizing the list of participants for the study tour, and SSG and SFMP are starting to arrange travel logistics.

A total of 20 key SFMP stakeholders—SFMP staff, MOFAD, the Fisheries Council, fisher folk associations, and local government—will meet with government representatives and fisheries sector stakeholders in the Philippines. The WARFP will co-sponsor approximately half of these participants participating in the study tour.

1.5 Harmonizing Regional Fisheries Policies.

The Senior Fisheries Advisor held a meeting with the Director of the Fisheries Committee of the West Central Gulf of Guinea (FCWC). The SFMP was presented with highlights on opportunities of collaboration with the FCWC, particularly on current and future capacity building in fisheries research and management of small pelagics. Among the activities discussed were regional stock assessment and stock identification studies by DNA methods for sardinella stocks.

1.6 Informing the U.S. Government on Key Fisheries Policy Issues in Ghana

A brief was prepared on key messages and issues that the SFMP hopes to address and that are needed to reform the marine fisheries sector in Ghana and provided to USAID along with additional background notes for the Mission Director in preparation for a meeting between the Mission Director and the Minister of MOFAD.

1.7 Reducing Child Labor and Trafficking in Fisheries

Literature review of secondary information on Child Labor and Trafficking (CLaT) in Fisheries was prepared by FON and SNV. They participated in various alliance building meetings where information on national level CLaT interventions by Government Agencies and CSOs were gathered and profiled to develop a contact list. These initial studies and networking initiated will inform the rapid assessment on CLaT in the CR planned for the next quarter.

The SNV child labor and trafficking advisor, Dickson Adeborna, has conducted familiarization visits to some of the fishing communities identified by Challenging Heights in Winneba, Central Region.

There has also been a good amount of communication between SNV and FoN, DAA and CEWEFIA to arrange for a child labor and trafficking assessment toolkit workshop. SNV has spearheaded the workshop on child labor and assessment toolkit in Cape Coast on March 26-27, 2015.

2.1. Scientific and Technical Working Group (STWG)

The SFMP identified key institutions and stakeholder groups to participate in its Science and Technical Working Group (STWG) through consultation with the Fisheries Commission. The group's task is to support on-going fisheries management plans for small pelagic and demersal species in Ghana. Terms of Reference were completed and circulated to the FC, UCC, and WARFP. Nomination letters were transmitted to heads of agencies and organizations. The first meeting of the newly formed STWG is scheduled next quarter to develop an action plan and establish its stock assessment sub-committee.

2.2 ICT Innovations for Fisheries Management

No activities this quarter. ICT activities were delayed to accommodate the higher priority given in the Partners Meeting in February 2015 and to efficiently implement the Philippines study tour (see 1.4). ICT innovation opportunities will be integrated into the rapid partnership assessment being conducted by SSG in the third quarter.

2.3. UCC/DFAS/CCM Capacity Development

The University of Cape Coast and the University of Rhode Island signed an MOU on March 5, 2015, establishing cooperative relations, between the two academic institutions. The focus of the MOU is to develop academic and cultural interchange in education, research, and exchange of graduate students and faculty.

The SFMP undertook several activities with the UCC/ DFAS/Centre for Coastal Management (CCM) under cooperative research and capacity building. Through an internal selection process of UCC, two students (Elizabeth Effah and Sheila Fynn-Korsah) were selected to conduct a research and management project on selected demersal species in the Pra and Ankobra estuaries. This work involves the identification of key demersal species in the Pra and Ankobra estuaries and the implementation of a length-based stock assessment in close collaboration with stakeholders. The main purpose is to initiate models of extension at UCC by students working together with stakeholders to collect data and establish a partnership for developing sustainable management measures. The first field reconnaissance visit was completed.

CCM and DFAS announced, through a competitive process, the availability of fully funded PhD scholarship in fisheries stock assessment at URI-Graduate School of Oceanography. The announcement was posted on UCC webpage. The application is open until March 31, 2015.

The URI's leadership training course is scheduled during August 3-14, 2015 at UCC. Preparation for the course and selection of participants are underway by a URI and SFMP team.

2.4. Improving FC Data Systems and Stock Assessment Capacity

SFMP Senior Fisheries Advisor initiated discussions with the MFRD of the FC relative to the schedule and levels of training courses for FC staff and port agents. It was agreed that stock assessment training courses would be offered for three levels, basic, mid-level, and advanced. A TOR will be developed in collaboration with FC and WARFP.

SFMP initiated discussions with FC to nominate graduate degree candidates to pursue a MS in fisheries data management and stock assessment. The FC is developing a committee to identify early mid-career professionals.

2.5 Understanding Fisheries Supply Chain from Net to Plate

SNV prepared a literature review report has been prepared on Sardinella value and supply chain with a focus on regional trade. The document provides information on the following:

- Ghana's fishery industry in general
- Global information on Sardinella value and supply chain
- Available national data on Sardinella value and supply chain

A literature review report on wood fuel value chain has also been developed as part of activities under IR 2.5. The document entails information on the supply, trade and use options of fuelwood in Ghana. A detailed wood fuel value chain field study has been planned for the Central and Western Regions of Ghana.

In addition to the literature review, a Regional and National Sardinella value chain study has been planned. The study will be carried out in Quarter 3 and 4 (Between April and August, 2015).

2.6 Environmental Planning Data Hubs and Capacity Building Center for the Western and Central Regions

Initial visits and contacts were made with leaders of the town and country planning departments within the CR and WR coordinating councils, as part of assessing their respective organizational capacities. Planned activities for the next quarter include learning and exchange visits for planners from both regions to share planning tools and methodologies. A needs assessment of best location for the data hub has also been arranged for the upcoming quarter.

3. Creating Constituencies and stakeholders Engagement

3.1 National Communications Strategy for the Sustainable Fisheries Management Project

The National Communications Strategy for the SFMP comprises corporate and external communications. A final draft of a five-year National Communications Strategy has been reviewed and is being finalized. The strategic meetings between SFMP and the MOFAD/WARFP, greatly centered on outlining common areas in the respective project

description where efforts could be strategically combined for rolling out joint communications outreach programs.

A project information and messaging ‘*song sheet*’ has been developed and shared with IPs to facilitate community entry and consistency in messaging during outreach. A set of six FtF bi-Weekly Bullets, including photos, in this Quarter, have been submitted to USAID/Ghana office, relative to project collaborations and field activities. A set of job aids including the “how-to's” for writing press releases, news items, success stories, basic photo/ video shooting and guidelines for submitting FtF Bullets have been developed and shared with partners. Detailed orientation relative to the job aids among others will take effect in Q3 for Communications Officers of the various partner organizations for effective branding and documentation of the SFMP. A two-pager brief of the SFMP has also been shared with partners and displayed at exhibitions in focal areas. The SFMP has started engaging under-represented groups such as women processors in the Greater Accra and Central Regions through the Development Action Association and will work closely with them as fisher folk communicators through diverse strategic communications methods and channels such as focus group, community drama and radio programs to build constituencies and collect views to support the national policy campaigns towards stocks rebuilding.

3.2 SFMP Executive Level Communications

This level of communications targets national level executives and decision makers at the Office of the President, the Minister of Fisheries and select committees of Parliament/coastal MPs in order to build political will and support for the SFMP’s policy interventions. The SFMP has held a series of briefing meetings with the Minister of Fisheries and Aquaculture Development about project description and synergies with the MOFAD-led WARFP. The various heads of divisions of the Fisheries Commission and ministry heads have also been briefed about the SFMP through a group presentation by the SFMP Accra office. Next steps include planned engagements with coastal members of parliament some of whom will be invited to the SFMP launch event, and a briefing for regional directors of the Fisheries Commission.

3.3 Contact Management and Capacity Building

Staff of SFMP Accra office has undergone a two-day MIS internal training to build capacity as training of trainers for the establishment of web-based network platforms intended to facilitate project knowledge document collection and exchange of partner policies. Programs such as Adobe Connect, Dropbox and Google Calendars have been established and in use, to be gradually extended to cover relevant partners and target groups. The contact management software CiviCRM which will enable the project to record, manage and track interactions with people and organizations and to engage with constituents has been established and currently under development.

4.1. Small Pelagic Fisheries Management

SFMP completed the preliminary information assessment and TOR for the fisheries profile of small pelagic fisheries in coordination with Hen Mpoano. Contact with key persons was established to identify and select major landing sites and hire 10 field data collectors along coastal zones of Ghana. Two separate field reconnaissance visits were completed during the first and second week of March. The first visit was done by Hen Mpoano, in the Western and Central regions and the second visit completed by SFMP in the Greater Accra and Volta regions. Fourteen sites were selected from the Western (Aboadzi/Abuesi, Sekondi, Axim and Half Asini),

Central (Winneba, Moree, and Elimina), Greater Accra (Tema, Prampram, Jamestown, and Ada) and Volta (Afrao, Keta, and Adina) regions for detailed small pelagic fishery profiling work to be initiated in the third quarter.

4.2 National Marine Protected Area (MPA) Working Group

No activity during this quarter.

4.3 Fishing Capacity Assessment

No action during this quarter.

4.4 The Western Region Demersal Fisheries Management Initiative

No activities programmed for this year except demersal fisheries stock assessment (see work plan section 2.3: UCC/DFAS/CCM Capacity Development).

4.5 Integrated Community Fisheries Management and Resilience Plans for the Ankobra River Estuarine and Mangrove Ecosystem

During this reporting period, secondary information was gathered and analysis of existing plans and projects was initiated for the Ankobra region. Planned field visits to verify information and profile communities have been delayed moved to the third quarter. The primary reason is a 6 week delay in the expected time of execution of Hen Mpoano and other core implementer subcontracts by the URI Office of Sponsored Programs, due to risk analyses and the need to negotiate away a proposed requirement for costly and difficult to acquire insurance policies. A familiarization visit to three out of eight selected communities was conducted from March 10 to March 13, 2015. The communities include Adelekazo, Sawoma, and Axim. The purpose of the visit was to have social encounters and have a demographic view of the communities.

4.6 Integrated Community Fisheries Management and Resilience Plans for the Pra River Estuarine and Mangrove Ecosystem

No planned activities in Year 1.

4.7 Sustainable financing of Management Institution

This activity will begin in year 2.

4.8 Central and Western Region Fishing Community Livelihood Development Value Chain and Post-harvest Improvements

During the period, implementing partners, notably, Daasgift and CEWEFIA embarked on initial visits to communities to introduce and discuss planned livelihood interventions to opinion leaders and community stakeholders. Roll out of livelihood initiatives have been deferred to the third quarter due to delays in sub-agreements being finalized by URI.

IR 4.8.1 Post Harvesting Processing Knowledge development, dissemination and consensus building

a draft literature survey on post harvesting processing in Ghana and internationally has been carried out. This report gives detailed information on post-harvest fish processing activities and technologies available in Ghana and internationally.

4.8.2 Daasgift-led Fisheries Value Chain Improvements and Live hood In Ankobra Estuary and Shama

During the period Daasgift embarked on a familiarization visits to three communities in the Ankobra estuary, namely; Sanwoma, Axim, and Adelekazo.

4.8.3 CEWEFIA led fisheries value chain improvements and live hood in Pra river estuary and Elimina and Moree, CR

CEWEFIA has engaged with all stakeholders including traditional authorities, opinion leaders, officials of the three district Assemblies where the project communities are located to introduce the project to them as well as share with them the deliverables.

IR 4.8.4 SNV led fisheries value chain improvements and live hoods in Apam and Winneba, CR, assisted by DAA

A reconnaissance survey has been undertaken at Apam and Winneba. A plan for carrying out baseline survey on both communities is ready; survey questionnaires have been prepared and recruitment of field assistants is ongoing.

IR 4.8.5 CR and WR women's fisheries training center for value chain and post-harvest improvements

An SNV team visited DAA office staff and Executive Board to know about the organization and their work so far. The team had the opportunity to visit their land area at Krokrobite, located in the Greater Accra region, which has been allotted for the Women's Fishery Training Center.

2.3 Implementation challenges

There have been unanticipated delays in getting sub-recipient agreements in place by URI which we originally expected to be signed in January. As noted above, the URI Office of Sponsored Projects determined that 5 of the eight subcontractors, all locally based in Ghana, were high risk and required additional scrutiny, needed to provide additional information and comply with rigorous monthly financial reporting conditions. Surprisingly, URI bundled together low and high risk subcontracts in its processing procedures, delaying the entire workflow of subcontract processing. This has in turn delayed start-up of many field activities. However, this major delay occurred in the project start-up phase and will not reoccur in subsequent work plans and subcontract amendment processes. All sub-agreements were finalized and signed in March and those eligible received operational advances. Issues concerning risk assessments, and liability insurance, which slowed their approval, have all been resolved now. Some field activities that have been delayed have now been rescheduled. At this stage, there are no anticipated significant impacts on implementation of the overall work plan activities by fiscal year end.

2.4 PMP Update

A revised M&E plan has been submitted to USAID and METSS for approval based on USAID Ghana standard format and conditions contained in the Award cooperative agreement. A more detailed methodology for household surveys and assessing fish stocks and how impact assessment will be conducted is elaborated in this plan. SFMP has identified M&E coordinators for each partner who will be responsible for data collection and reporting. During the partners meeting, the draft M&E plan, policies, procedures, indicators, and targets were discussed.

3. INTEGRATION OF CROSSCUTTING ISSUES AND USAID FORWARD PRIORITIES

3.1 Gender Equality and Female Empowerment

The SFMP gender strategy is planned to be developed in the upcoming quarter. Use of the FtF WEAI tool as part of our household baseline assessments is being considered. The tool will need to have several measures adapted from an agricultural to a fisheries context so it will not be 100 percent comparable with the WEAI conducted elsewhere.

3.2 Sustainability Mechanisms

To become strong and effective, organizations must assess and analyze the roots of their successes and challenges. To that end, SNV in collaboration with URI has developed organizational capacity assessment tools including an organizational self-assessment as well as a comprehensive organizational capacity assessment that has been tailored to meet the needs of the partner organizations. The assessments will be conducted during Q3.

3.3 Environmental Compliance

During this reporting period, the project had not implemented any activity, which required mitigation measures and monitoring. The Environmental Mitigation and Monitoring plan was reviewed. All implementing partners were oriented on environmental compliance monitoring and reporting during the retreat (partners meeting). There is also an ongoing training of implementing partners on environmental compliance monitoring reporting. Environmental screening protocol for the construction and rehabilitation of improved smokers is being prepared for approval by USAID and is in a draft form.

3.4 Global Climate Change

While there are no impacts on climate change at this time the SFMP will address climate issues in several ways where impacts are anticipated over LoP. Wood, especially mangrove wood, is used for smoking fish throughout the coast of Ghana. A fuel wood supply chain is being conducted by SNV this year as part of the smoked fish value chain. This will provide some insights into overall mangrove wood consumption (and other sources) in the important fish processing sector and impacts on carbon emissions and sustainability of supply. Future SFMP actions with fish processors; the promotion and adoption of fuel efficient stoves, starting later this year, if scaled widely, will likely have a significant impact on mangrove wood consumption and carbon emissions over life of project and beyond. SFMP is coordinating with CLSP on this project.

In addition, while not planned in Year 1, the community-based fisheries management and resilience plans for the Pra and Ankobra estuaries and the small pelagic management plan will include climate vulnerability assessments, and resilience strategies. Work with the town and country planning in the central and western regions on coastal community planning will also increase district capacities to mainstream coastal climate vulnerability assessments and resilience actions into district land use and medium term development plans.

3.5 Policy and Governance Support

The project is already advising the Ministry of Fisheries and Aquaculture Development on the development of a national framework fisheries plan that is being prepared by the World Bank funded WARFP. Extensive comments were provided and being incorporated into the new draft version that is also undergoing stakeholder comment and review. While not yet started in this quarter, the project expects to work closely with MOFAD on several policy and governance issues including planned revisions to the Fisheries Act, especially sections on co-management and on national fisheries regulations needed to implement provisions of the national fisheries plan as well as subsidiary management plans SFMP will develop for small pelagics, WR demersal fisheries, and community-based management plans. This work will be coordinated with the USAID Ghana Feed the Future Agricultural Policy Support Project.

3.6 Local Capacity Development

In Quarter 2, Karen Kent of CRC traveled to Ghana to work with SNV and the SFMP team on the capacity development initiative baseline organizational capacity assessments. SNV and the CRC reviewed and agreed on organizational assessment methods and tools to be used with the seven CSOs for the baseline assessment of these organizations. The tools were developed by SNV and include a self-assessment that will be completed by the CSOs themselves and a more detailed assessment adapted from USAID's OCA tool that will be conducted by SNV for six CSOs and by CRC for one. CRC met with Daasgift and initiated the self-assessment step of the assessment in March. The baseline assessment process for all CSOs will be completed in Quarter 3.

During this reporting quarter, CRC also developed a capacity assessment tool for the nine government institutions and university units with which SFMP collaborates. The baseline assessment was conducted with the Western and Central Regional Coordinating Council Town and Country Planning units and initial meetings were held with Fisheries Commission Divisions. The process for all nine institutions will be completed in Quarter 3.

3.7 Public Private Partnership (PPP) and Global Development Alliance (GDA) Impacts

In Q2, SSG has focused on identifying and securing a candidate for our full-time, in-country Senior Private Sector Partnership Specialist position. The Partnership Specialist will lead SSG's partnership development activities starting in Q3. SSG has also been engaged in initial planning for Q3 activities, including the SFMP staff training on strategic partnerships and the Rapid Partnership Appraisal.

3.8 Science, Technology, and Innovation Impacts

The SFMP identified its Science and Technical Working Group (STWG). The group's task is to develop fisheries stock assessment using the best available scientific information. SFMP will train STWG members to provide scientific advice on effects of fishery's management measures and design an M&E system to monitor expected responses to short and long term action.

The SFMP developed a model of cooperative research and extension with UCC in order to provide a status of the demersal fisheries stocks in Pra and Ankobra. Via strategic partnerships

led by SSG and in coordination with the STWG, an assessment of ICT innovations in fisheries we be conducted later this year.

4. STAKEHOLDER PARTICIPATION AND INVOLVEMENT

Daasgift had a field visit to New Takoradi and Kojokrom to find out how the fishmongers and palm kernel oil extractors are using the new smokeless stoves and smoking trays with chimney.

SFMP and UCC held four community meetings in order to engage stakeholders in cooperative research and management for the purpose of assessing demersal stocks in Pra and Ankobra

The Chief of Party for SFMP together with Communication officer and SNV participated in Development Action Association's kick off meeting at Tsokomey near Bortianor in Ga South on the 17th of March 2015. The intention of the meeting was to inform members of DAA board and the association members in fish processing, women in fish processing from Apam and Winneba about the objective of SFMP, the capacity support to be delivered by SNV under the SFMP and the vehicle transfer from SFMP to DAA.

5. MANAGEMENT AND ADMINISTRATIVE ISSUES

The delay in processing sub-recipient agreements as noted previously has slowed start up on field activities but at this stage is not viewed as having a major impact on completion of key outputs and events by end of the project work plan year. Refurbishing of the SFMP Accra office has taken a bit longer than anticipated and included additional costs due to poor condition of some of the facilities such as the electric generator, air conditioners and water pump to name a few. In addition, the lack of electrical power in the East Legon area has resulted in use of a back-up generator on an almost daily basis. This has increased initial operational costs and could have significant longer term budget implications if it continues over life of project. We are looking at purchase of a partial solar power and battery system for use to keep some essential power needs on during weekends and evenings such as to the server, security lights, refrigerator and a small AC to cool the server and router units rather than running the main generator or a small weekend and evening unit. Preliminary estimates show significant cost savings over life of project even if power from the grid becomes more reliable. Bid estimates for a solar power system are being obtained.

To partly compensate for these unexpected costs, URI CRC deferred the acquisition of some computer equipment, adjusted salary allocations, and also gained some savings through an unexpected delay in hiring the international coordinator based at URI CRC who will carry out the majority of financial transactions and budget management, and deferring the hiring of a grants assistant.

The increase workload in purchasing and other financial tasks required the SFMP to recruit an assistant financial officer in the CRC Accra office. Job posting for this position has being completed and hiring will occur in quarter three.

An attempted robbery of the SFMP office happened during this quarter. Full police investigation is underway while security measures are being implemented. This had a minor impact on the budget as well and additional costs for security upgrades were needed.

6. LESSON LEARNED

Our in-country office coordinator and fiscal manager came on board in February of this quarter. During that period with no full time administrative support, CRC personnel and in-country program people filled the gap. In the future, getting critical administrative and fiscal staff on board sooner would have likely speeded up office start-up and allowed program personnel to focus more on getting technical work launched. The delay in hiring administrative and fiscal staff was due to the use of a recruitment firm which had to be contracted first, as well as advertising and contracting during the Christmas holiday period when many personnel and offices were shut down.

The VAT waiver and RVPO process was rather confusing for URI based staff that were involved in project start up and procurement before the in-country administrative and fiscal staff that were familiar with the process came on board. Much time was wasted getting incorrect pro-forma vouchers or in some cases, paying VAT when it should not have been. This occurred at a time when the AOR was on leave that further complicated a learning curve among URI and SFMP staff and finding the right people within USAID to help guide us on this process. It would be helpful if USAID/Ghana had a job aide that laid out the policies and procedures and strategies for coping with this process for contractors and cooperators not familiar with that process.

7. PLANNED ACTIVITIES FOR NEXT QUARTER INCLUDING UPCOMING EVENTS

- SFMP launch event in Takoradi scheduled for April 28, 2014. Significant involvement and coordination with the USAID mission and communications team is essential here given the planned press opportunities this event provides.
- Coordination with WARFP legislative reform initiative
- Four regional public stakeholder meetings to be facilitated by FON
- Two prosecutorial chain workshops for the central region to be conducted by FON
- Marine police, FEU and MCS training in the central region to be conducted by FON
- Citizen watched program meetings and strategy development with FEU and MCS to be facilitated by Hen Mpoano
- Philippines Study Tour for up to 11 participants from the Fisheries Commission, MO FAD and key marine fisheries stakeholder groups. WARFP has indicated their desire to fund additional participants for this trip that will focus on IUU fishing and management of small pelagic via seasonal closures.
- Child labor and Child trafficking implementation plan to be conducted by FON, SNV, DAA and CEWEFIA
- Monthly meetings of the FTWG to be conducted by SFMP
- Monthly data collection on the baseline studies of demersal stocks in Pra and Ankobra

- Household baseline survey by SFMP
- World environment day event, June 5, 2015, by SFMP
- Training on fishing capacity assessment for STWG
- Media Training Workshop in collaboration with USAID – June 2015 (USAID Communications staff to be involved in implementation of this event)
- Stock assessment training by SFMP
- Rolling out improved smoking technologies in Shama by SNV
- Business development and management training by DAASGIFT

8. HOW IMPLEMENTING PARTNER HAS ADDRESSED A/COR COMMENTS FROM THE LAST QUARTERLY OR SEMI-ANNUAL REPORT

No comments provided on the past report.

9. FINANCIAL INFORMATION

Budget Item	Total Funds Obligated to Date (US\$)	Expended Y1, Q1 (US\$)	Expended Y1, Q2 (US\$)	Cumulative Expenses to Date (US\$)	Pipeline Balance (US\$)	Estimated Y1, Q3 (US\$)
URI Personnel	398,444	17,800	23,777	41,577	356,867	178,434
URI Fringe	202,105	-	79,435	79,435	122,670	61,335
SFMP Staff	193,660	-	27,182	27,182	166,478	83,239
Consultants	176,047	-	140,413	140,413	35,635	17,817
Other direct costs	476,467	6,044	167,228	173,273	303,194	151,597
Travel	613,124	18,893	75,225	94,118	519,006	259,503
Subcontracts 1	2,208,438	-	172,592	172,592	2,035,845	1,017,923
Capital Equipment	338,941	-	238,158	238,158	100,783	-
Tuition 3	-	-	-	-	-	-
Total Direct	4,607,226	42,737	924,010	966,747	3,640,479	1,769,848
Indirect	574,175	11,112	178,321	189,433	367,755	247,501
Total	5,181,401	53,849	1,102,332	1,156,180	4,008,233	2,017,349

¹ Subcontracts are partially expensed as of March 31, 2015

² Includes relocation expenses for COP and Fisheries Advisor as per the RFA direction

³ Expense planned for year 2-5

Revision of PMP Results

Note: The table below has been revised to capture results according to each quarter. Some indicator data were revised to reflect indicator definition at the end of the year as part of internal review process. Also some of the results delayed and were reported in the next quarters as an update of the previous quarter result thereby creating inconsistencies in the way the previous quarter result as reported. The revision of this result table is as a result of project internal review and the adoptive management process. This revision did not change the annual figures reported.

10. ANNEX A: PROGRESS SUMMARY

Achieved progress versus planned for the period disaggregated by gender, geographic area and other relevant factors (use table below).

Table 1(a): PMP Indicator progress - USAID Standard Indicators and Project Custom Indicators

Indicator	Data Source	Baseline data		FY 2015		Quarterly Status – FY 2015				Annual Performance Achieved to Date (in %)	Comment(s)
		Year	Value	Annual Cumulative Planned target	Annual Cumulative Actual	Q1	Q2	Q3	Q4		
Project Goal: Rebuild targeted fish stocks via adoption of sustainable practices and exploitation levels											
Intermediate Result (IR):											
Number of hectares in areas of biological significance and/or natural resource showing improved biophysical conditions as a result of USG assistance (EG 4.8.1-1)	Biophysical assessment, landing data, maps	2015	0	0	N/A	N/A	N/A	N/A	N/A	N/A	This will be tracked in FY 2019
Number of indirect project beneficiaries (number), the percentage of which are female (percent) (IDA Core Indicator) (Goal level indicator from Ghana CDCS)	Project records, surveys	2015	0	N/A	N/A	N/A	N/A	N/A	N/A	N/A	This will be tracked in FY 2017
Intermediate Result (IR): POLICY: Strengthened enabling environment for marine resources governance											
Number of agricultural and nutritional enabling environment policies completing the following processes/steps of development as a result of USG assistance in each case: (FTF 4.5.1(24)) 1. Analysis 2. Stakeholder consultation/public debate 3. Drafting or revision 4. Approval (legislative or regulatory) 5. Full and effective implementation	Copies of laws, policies, strategies, plan or regulation	2015	0	fish analysis, small pelagic analysis child labor analysis	0	0	0	N/A	N/A		Baseline yet to be established
Intermediate Result (IR): SCIENCE & RESEARCH: Increased use of science and applied research to inform decision-making, law enforcement and the implementation of management plans											

Indicator	Data Source	Baseline data		FY 2015		Quarterly Status – FY 2015				Annual Performance Achieved to Date (in %)	Comment(s)
		Year	Value	Annual Cumulative Planned target	Annual Cumulative Actual	Q1	Q2	Q3	Q4		
Number of institutions with improved capacity to develop and implement managed access fisheries management plans	Project records, capacity assessment reports	2015	0	(SNV-Baseline established for 7 groups: FON, HM DAA, DG, CEWEFIA, GCFC, FA (CRC qualitative baselines for 9 UCC-CCM, UCC-DFAS, MSC , FEU, research, post-harvest, marine divisions of Fisheries Commission 2 RCCs	N/A	N/A	N/A	N/A	N/A		Will be tracked from FY2016 to FY 2019
Intermediate Result (IR): CONSTITUENCIES: Constituencies and political will for policy reform & implementation built											
Number of days of USG funded technical assistance in NRM and/or biodiversity provided to counterparts or stakeholders (EG 4.8.1-28)	Trip reports, project records	2015	0	806	236	38	198	N/A	N/A	236 (29.2%)	
Number of information products disseminated in local media reports, radio shows, conference papers, and research studies (Project indicator).	Sample of reports	2015	0	20	0	0	0	N/A	N/A		
Intermediate Result (IR): APPLIED MANAGEMENT: Improved management of marine resources											
Number of hectares of biological significance and/or natural resources under improved natural resource management as a result of USG assistance (EG 4.8.1)	GIS Maps, policy documents	2015	0	0	N/A	N/A	N/A	N/A	N/A	N/A	This indicator will be tracked from FY 17to FY 19

Indicator	Data Source	Baseline data		FY 2015		Quarterly Status – FY 2015				Annual Performance Achieved to Date (in %)	Comment(s)
		Year	Value	Annual Cumulative Planned target	Annual Cumulative Actual	Q1	Q2	Q3	Q4		
Number of DAs supported with USG Assistance (Ghana CDCS, IR 2.3 indicator)	Project records, management plans	2015	0	4	0	N/A	0	N/A	N/A	N/A	
Improvement in fisheries enforcement and prosecutorial chain to counter IUU fishing (increase/decrease in prosecutions and percent that lead to conviction) (Project Indicator)	Project, police, district attorney, and FEU records	2015	0	N/A	N/A	N/A	N/A	N/A	N/A	N/A	This indicator will be tracked from FY16 to FY 19
Number of climate vulnerability assessments conducted as a result of USG Assistance (EG 4.5.1)	Assessment reports	2015	0	2	N/A	0	0	N/A	N/A	N/A	Preparation works are being done
Number farmers and others who have applied new technologies or management practices as a result of USG assistance (FtF 4.5.2)	Project records	2015	0	0	N/A	N/A	N/A	N/A	N/A	N/A	This indicator will be tracked in FY 16, FY 18 and FY 19
Number of micro, small and medium enterprises (MSMEs), including farmers, receiving business development services from USG assisted sources (FtF 4.5.2)	training participant records, lists of microenterprises supported	2015	0	560	0	0	0	N/A	N/A	N/A	
Value of new private sector investments in select value chains (FTF 4.5.2-38)	Private sector financial records, program data	2015	0	Tracked, no target		N/A	N/A	N/A	N/A	N/A	
Number of food security private enterprises (for profit), producers organizations, water users associations, women's groups, trade and business associations, and community-based organizations(CBOs) receiving USG assistance (RiA) (WOG) (FTF 4.5.2(11))	Project document	2015	0	3 (DAA, CEWEFIA, NATIONAL CANOE FISHERY COUNCIL	2 (DAA, & CEWEFIA,)	0	2	N/A	N/A	2(66.6%)	On track

Indicator	Data Source	Baseline data		FY 2015		Quarterly Status – FY 2015				Annual Performance Achieved to Date (in %)	Comment(s)
		Year	Value	Annual Cumulative Planned target	Annual Cumulative Actual	Q1	Q2	Q3	Q4		
Number of members of producer organizations and community based organizations receiving USG assistance (S)(FTF 4.5.2(27))	Project documents	2015	0	Baseline established	4	0	4	N/A	N/A	4 (100%)	Target achieved
Cross Cutting Indicators											
Number of public-private partnerships formed as a result of Feed the Future assistance (S) (FTF 4.5.2(12)_	Project documents	2015	0	0	N/A	N/A	N/A	N/A	N/A	N/A	Will be tracked in FY 16
Number of people receiving USG supported training in natural resources management and/or biodiversity conservation, and climate change, disaggregated by gender (EG 4.8.1-27/4.8.2-6)	Project training reports and participant lists	2015	0	404	0	0	0	N/A	N/A		Activities related to this indicator will be executed in Q3 & Q4
Number of person hours of training in natural resources management and/or biodiversity conservation supported by USG assistance (FtF 4.8.1-29)	Project training report.	2015	0	4040	0	0	0	N/A	N/A		Activities related to this indicator will be executed in Q3 & Q4

* Number of days of USG funded technical assistance in NRM and/or biodiversity provided to counterparts or stakeholders (EG 4.8.1-28) annual cumulative actual column was revised from 238 to 236 as captured in Annual Performance Achieved to Date.






* Number of indirect project beneficiaries (number), the percentage of which are female (percent) (IDA Core Indicator) (Goal level indicator from Ghana CDCS) revised from direct to indirect beneficiaries.

11. ATTACHMENTS

List of Members of the Scientific and Technical Working Group (STWG)

Name	Affiliation
Prof. Kobena Yankson	University of Cape Coast
Prof. Patrick .K. Ofori Danson	University of Ghana
Mr. Paul Bannerman	Fisheries Commission/FSSD
Mr. Emmanuel Dolvo	Fisheries Commission/FSSD
Mr. Godfred Tsibu	Fisheries Commission/MSC/FEU
Mr. Najih Lazar	USAID/SFMP Senior Fisheries Advisor
Mr. Kofi Agbogah	USAID/SFMP National Activity Manager
Capt. C.N. Amfo	Ghana Inshore Trawlers' Association
Mr. Sotor Mensah	Ghana Inshore Fishers Association
Mr. Kyei Kwadwo Yamoah	Friends of the Nation
Mrs. Wrary Borley Bilinisi	NAFPTA

MOU between the University of Rhode Island and the University of Cape Coast

 <p>THE UNIVERSITY OF RHODE ISLAND</p>	 <p>THINK NO ONE WE DO</p>	 <p>UNIVERSITY OF CAPE COAST</p>
<p>MEMORANDUM OF UNDERSTANDING Between the University of Rhode Island, Rhode Island, Kingston, USA And University of Cape Coast (Ghana)</p>		
<p>This Memorandum of Understanding (MOU) is made and entered into on the day of the final signature, by, and between the University of Rhode Island, Kingston, Rhode Island, USA (hereinafter referred to as URI) and the [University of Cape Coast, Cape Coast, Central Region, Ghana] (hereinafter referred to as UCC) wishing to establish cooperative relations, especially to develop academic and cultural interchange in education, research, and other areas, under the following terms and provisions:</p>		
<p>AREA. Subject to mutual consent, the area of cooperation includes any program offered at either university in which the two institutions believe cooperation is feasible and desirable and which would contribute to fostering and developing a mutually beneficial relationship between the two universities.</p>		
<p>METHODS. Subject to the approval of the President or Chief Academic Officer of each institution and the availability of funding, assistance shall be carried out through any one or more of the following activities or programs as mutually agreed to by the parties:</p>		
<ol style="list-style-type: none">1. Exchange of faculty members of both universities.2. Exchange of students on the baccalaureate and/or graduate level. Arrangements for undergraduate student exchange at the University of Rhode Island are handled through the Office of International Education3. Joint research activities4. Participation in seminars and academic meetings5. Exchange of academic materials and other information6. Special short-term academic programs (training, work shops, J-Term)7. Staff development projects		
<p>The terms of such activities and the budget required for them shall be mutually discussed and agreed upon in writing and signed by both parties prior to the initiation of any specific program or activity. Each program or activity shall be negotiated on an annual basis. Each university will designate a Liaison Officer to develop and coordinate specific activities and programs.</p>		
<p>EFFECTIVE DATE AND LENGTH OF AGREEMENT. This agreement will remain in force for a period of five years from the date of signature, subject to the availability of funds to support projects. Any amendment and/or modification of this agreement require written approval of the President or Chief Academic Officer of each institution and shall be appended hereto. After the initial five-year period, this agreement may be renewed by mutual consent. Either party reserves the right to terminate this agreement upon six (6) months' prior written notice to the other.</p>		
<p>The University of Cape Coast  _____ Professor Domwini D. Kuupole Vice-Chancellor 05-02-2015 (Date)</p>	<p>The University of Rhode Island  _____ Dr. Donald H. DeHayes Provost 3-5-2015 (Date)</p>	